Appendix

SAMPLE SURVEY DATA

Bauer Tianjin Representative Office.
Specification and Price List BJ/OFF/MY/1998/06012

BAUER EQUIPMENT (MALAYSIA) SDN BHD
No. 11, Jalan Seputeh
Off Jalan Klang Lama
58 000 Kuala Lumpur

Tianjin, 6th June 1998
Ref.: BJ/OFF/MY/1998/06012
Telephone: +86 22 23120241
Facsimile: +86 22 23120242
E-mail:bauerttc@public.tpt.tj.cn

Attn. : Mr. Lee B.K.

Telephone: 603-780 8334
Facsimile: 603-781 3745
E-mail: None

Dear Mr. Lee B.K.,

Equipment in BTTCL yard - your fax ref. lbk/sg/98/06012

Please find enclosed BAUER equipment which is stored in our Tianjin yard.
In addition please find below additional info about condition, ser.#, and other details to have a more complete picture about available equipment.

Please note that the information below and enclosed is confidential, for BAUER internal use only and not recommended to become provided direct to client without any feedback / final approval from my side - confirming finally the technical specifications - and from Mr. Stetter side – providing the actual sales price.

A. BS650:

Bauer ser.#.: 005
Base unit ser.#: BS640.5.119
Manufact. date: 10.95
Working hrs.: about 100 hrs
Remarks: The unit is brand new never operated on any jobsite. Unit is originally designed for DHG-B operation with BAUER MDSG (spring system). Unit is also suitable for mechanical grab system (one wire – mechanical pile grab). With some minor modification unit can become modified to a carrier for deep vibrator TR60 unit.

The unit is equipped with BV hydraulic -> independent oscillating whilst winch hoisting is possible. Adapter frame assy for BV1500 is available too (-> B. BV1500)

B. HDS system for hydraulic grab operation
Bauer ser. 018
Manuf. year: 95
Working hrs.: 0 hrs
Remarks: equipment is brand new.

C. BV1500:

BAUER ser.#.: 005
Manufact. date: 11.95
Working hrs.: 0 hrs –
Remarks: Unit is brand new. Reducer inserts are not available. Unit is not equipped with inclinometer device.

D. Desilter DS150:

BAUER ser#.: BES250 ser.003
Manuf.date: 07.92
Working hrs.: est. 800 hrs
Remarks: Unit was completely overhauled in 1997 – with a complete new electric installation (new electic panel box and new electric motor). Originally the unit was designed as a desander BE250 type however becomes modified in BAUER Germany to desilter type BES250. The pump drive is equipped with variable speed drive unit and 55kW electric motor (made in China), 380V, 50 hz. Cyclon type: 8x 6" size (australia design). The output desilting performance is about 100m3 – 150 m3.

E. Hose pump HP30

Bauer ser. 018
Manuf. date:
Working hrs.:

F. Koden equipment:

BTTCL owns one Koden drilling monitor type: DM-682 which we offer for rental. The unit was operating on one jobsite only up to now.
Equipment value: DM 75,000.-
montly rental price: DM 6,000.-
min. rental period: 2 month (shipping expenses from China and back to China paid by client, insurance during shipping and during rental period to be paid by client).

For any further questions please contact me immediately.

677

Item	DESCRIPTION	ID-NO.	QTY
215	Mirror	O&K0124983	2
216	Tulle	O&K0900021	1
216	Lock for side cover	O&K0974853	1
217	Lock for side cover, 900147	O&K1415618	1
218	Backup ring	O&K1417641	6
219	O-ring	O&K1419725	2
219	Filter	O&K1425903	3
220	Gasket	O&K1430857	1
221	Gasket	O&K1432946	2
222	Kolben	O&K1432948	1
222	Fuel pump assemble	O&K1433730	1
223	Rod seal	O&K1444872	4
224	Sealing	O&K1444873	4
224	Gasket	O&K1461401	3
225	Lock for BG30 side cover	O&K1570551	1
226	Pump(VDO)24V	O&K1590526	1
227	Suction hose for pump	O&K1756090	1
227	Clip for suction hose	O&K1791047	4
228	Electric cord	O&K1951831	1
229	Backup ring	O&K1983505	4
230	Brake shoe (OK0785911)	O&K8479822	1
230	Relay front desk	O&K991114	1
231	Gasket joint	OK1434378	2
232	Seal	SEN 2844000511	12
232	shaft seal ring	SEN 2844000511	2
233	potentiometer	SEN 2942031523	1
234	Inner ring	SEN 3635036495	4
235	Valve	SEN 3737036508	4
235	Fitting	SEN 3764036506	4
236	Shaft seal ring	SEN 3813036491	4
237	seal	SEN 3813036491	2
238	shaft seal ring	SEN 3814037950	2
238	shaft seal ring	SEN 3814037951	2
239	O-ring	SEN 3821036486	4
240	O-ring	SEN 3821036487	4
240	O-ring	SEN 3821036487	4
241	Welding set		3
242	Computer software		
243	Pressure sensor		

4/55 No.15 L 1750mm Dia 800mm
Pile grab 1350mm
800 core barrel KRR
Kelly box
FCA Kelly extention/1000mm CFA Stabar/Fly auger
KP60
850mm core barrel KRRK
2000mm Auger SBF
1200mm Bucket KB

Item	DESCRIPTION	ID-NO.	QTY
	1080mm Heavy duty BHG		1
	1500mm female casing joint		1
	ZM1		1
	Body for Flat tooth FZ64 with holder	205528	2
	Bushing	87904	400
	Adapter	59178	57
	Busing	48160	4
	Bushing	49539	5
	Round shank chisel RSM403 with chisel	205412	2
		80172	2
	Roller bid		3
	Busing	49540	9
	Teeth holder	464599	17
	Teeth	6785	10
	Eye		1
	Teeth	98699	57
	Busing	72739	1
	Teeth holder	98669	47

Geräteprogramm
Equipment Programme



BAUER

Inhalt

Drehbohrgeräte

Drehbohrverfahren
Kelly-System
SOB-System
VdW-System

Drehbohrwerkzeuge

Verrohrungsanlagen
Für Anbau an Drehbohrgeräte
Für Anbau an Seilbagger

Schlitzwandfräsen

Entsandungsanlagen

Zentrifuge

Misch- und Verpreßanlagen

Seilbagger

Aufsatzrüttler

Tiefenrüttler

Rütteltraggeräte

Bohrgeräte für kleine Durchmesser

Greifersysteme

Aufsatzbohranlagen

Kraftdrehköpfe

Hydraulikaggregate

Contents

Rotary Drilling Rigs	4
Rotary Drilling Systems Kelly-System CFA-System FOW-System	6
Rotary Drilling Tools	7
Casing Oscillators Attachment to rotary drilling rigs Attachment to crawler cranes	8
Trench Cutters	10
Desanders	12
Centrifuge	12
Mixing and Grouting Equipment	13
Crawler Cranes	14
Top Vibrators	15
Deep Vibrators	16
Universal Piling Rigs	16
Drilling Rigs for Small Diameter	17
Grab Systems	18
Top Drilling Units	20
Rotary Drives	21
Hydraulic Power Packs	22

e BAUER SPEZIALTIEFBAU GmbH
eine der führenden Firmen
uf dem Gebiet des Gerätebaus
r den Spezialtiefbau. Unsere
eräte werden von erfahrenen
genieuren entwickelt, gebaut
nd auf unseren Baustellen
etestet. Das BAUER Geräteprogramm umfaßt nahezu alle Bereiche des Spezialtiefbaus und
rd ständig ergänzt und verbessert. Technische Änderungen sind
derzeit möglich. Genauere
ngaben zu den dargestellten
eräten können den jeweiligen
etailprospekten entnommen
erden.

re BAUER SPEZIALTIEFBAU GmbH
eschäftsbereich Maschinen
GBM)

Bauer SPEZIALTIEFBAU GmbH is one of the world's leading manufactur of specialist foundation equipment. The equipment is designed by Bauer's engineers, manufactured in the Schrobenhausen workshops and undergoes rigorous testing on site by Bauer's contracting division before being marketed. The Bauer programme comprises virtually all types of foundation equipment which is continuously undergoing development and improvement, with technical changes constantly being incorporated. More detailed information on the equipment can be obtained from Bauer's subsidiaries, and service offices around the world.

BAUER SPEZIALTIEFBAU GmbH

ril 1997

chnische Änderungen
behalten

Specifications subject to
change without prior notice

chnische Daten ohne
ücksichtigung von
kungsgraden

Data do not consider
power losses

Drehbohrgeräte

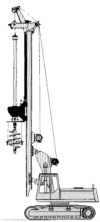

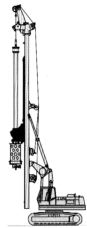

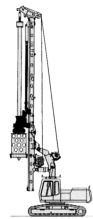

	BG 9	BG 9 H	BG 10	BG 10 H
Masthöhe / *mast height*	16,50 m	17,30 m	16,85 m	16,42 m
Drehmoment / *torque*	93 kNm	93 kNm	100 kNm	100 kNm
Hauptwinde / *main winch*	75 – 100 kN	75 – 100 kN	75 – 100 kN	75 – 100 kN
Motorleistung / *engine output*	125 kW	122 kW	120 kW	120 kW
Gewicht / *weight*	39 to	45 to	40 to	40 to
Vorschub / *crowd system*	Zylinder *cylinder* od. Winde *or winch*	Zylinder *cylinder* od. Winde *or winch*	Zylinder *cylinder* od. Winde *or winch*	Zylinder *cylinder* od. Winde *or winch*

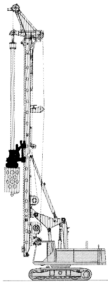



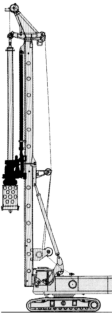

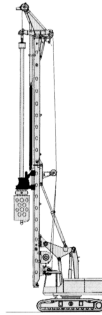

	BG 16 H	BG 22 C	BG 25	BG 25 H
Masthöhe / *mast height*	21,1 m	22,15 m	23,90 m	22,10 m
Drehmoment / *torque*	160 kNm	215 kNm	245 kNm	245 kNm
Hauptwinde / *main winch*	162 kN	217 kN	217 kN	217 kN
Motorleistung / *engine output*	177 kW	177 kW	222 kW	222 kW
Gewicht / *weight*	65 to	70 to	77 to	80 to
Vorschub / *crowd system*	Zylinder *cylinder* od. Winde *or winch*	Zylinder *cylinder* od. Winde *or winch*	Zylinder *cylinder* od. Winde *or winch*	Zylinder *cylinder* od. Winde *or winch*

Rotary Drilling Rigs

G 12
,90 m
23 kNm
00 – 120 kN
69 kW
0 to
ylinder *cylinder*
d. Winde *or winch*



BG 12 H
17,50 m
123 kNm
100 – 120 kN
169 kW
52 to
Zylinder *cylinder*
od. Winde *or winch*

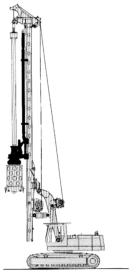

BG 15 V
19,60 m
147 kNm
100 – 120 kN
160 kW
57 to
Zylinder *cylinder*
od. Winde *or winch*

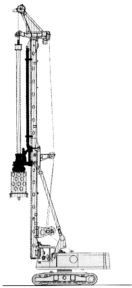

BG 16
21,80 m
160 kNm
173 kN
177 kW
60 to
Zylinder *cylinder*
od. Winde *or winch*

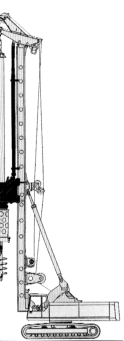

G 30
2,60 – 25,60 m
00 kNm
17 – 270 kN
22 – 291 kW
0 – 120 to
ylinder / *cylinder*

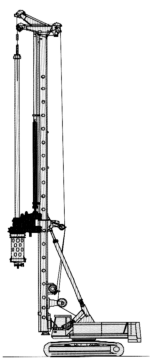

BG 40
27,00 m
400 kNm
325 kN
291 kW
120 to
Zylinder / *cylinder*



BG 50
29,60 m
400 kNm
300 kN
448 kW
147 to
Zylinder / *cylinder*

Drehbohrverfahren Rotary Drilling Systems

Kellysystem
Kelly-System

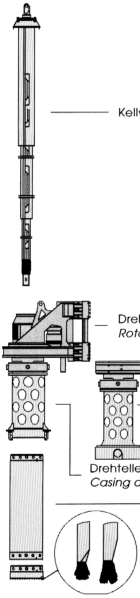

SOB -System
CFA-System

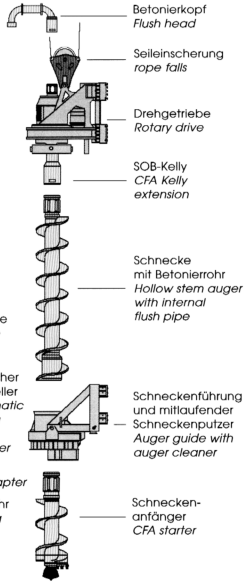

VdW-System
FOW-System

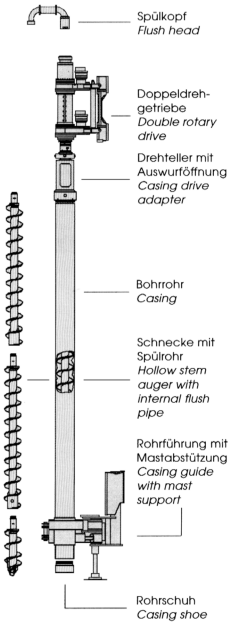

Kelly	Teleskopierbar/ *telescopic*	2 – 5 fach *fold*	**Schnecke/ *Auger***	Durchmesser/ *diameter*	450 – 1200 mm	**Bohrrohr/ *Casing***	Durchmesser/ *diameter*
	Drehmoment/ *torque*	65 – 300 kNm					
Bohrrohr/ *Casing*	Durchmesser/ *diameter*	620 – 2000 mm					

Drehbohrwerkzeuge

Rotary Drilling Tools

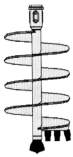

Schneckenbohrer SB
Sand, Ton
Auger SB
sand, clay

Progressivschnecke SBF-P
Fels
Tapered Auger SBF-P
rock

Schneckenbohrer SBF
(ohne Pilot) Fels
Auger SBF
rock

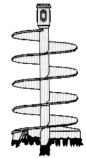

Schneckenbohrer SBF-2
(zweischneidig) Fels
Auger SBF-2
(double flight) rock

Kastenbohrer KB-2
mit Klappboden
zweischneidig
Drill bucket
with hinged bottom
double cutting

Kastenbohrer KB
mit Drehklappboden

Drill bucket
with revolving bottom gate

Kastenbohrer KBF
mit Drehklappboden
Fels
Drill bucket
with revolving bottom gate
rock

Kastenbohrer KBR
mit Räumerleiste

Drill bucket
with reamer

Kernbohrrohr KR
Schneidring Z
Core barrel
Cutting ring Z

Kernbohrrohr KR
Schneidring S
Core barrel
Cutting ring S

Kernbohrrohr KR
Schneidring AS
Core barrel
Cutting ring AS

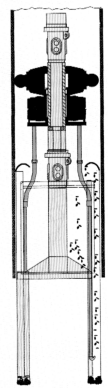

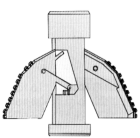

Pfahlfußaufschneider

Belling Bucket

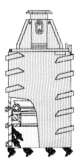

Kernbohrrohr KRRK
mit Kernfänger
Core barrel KRRK
with core catcher

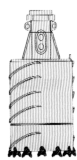

Kernbohrrohr KRR
mit Rundschaftmeißeln
Core barrel KRR
with round shank chisels

Kernbohrrohr KRRM
mit Rollen und Im-Loch-Schlauchpumpe
Roller bit core barrel KRRM
with Down-the-hole Hose pump

Verrohrungsanlagen

oszillierend / oscillating

Für Anbau an Drehbohrgeräte
Attachment to rotary drilling rigs

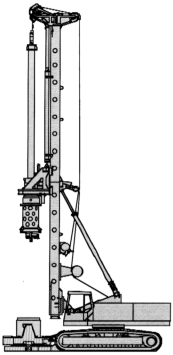



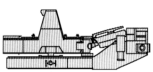

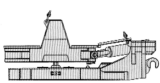

	Drehmoment *Torque*	Gewicht *Weight*
BV 880-04	450 kNm	3.7 to
BV 1000-04	468 kNm	4.0 to
BV 1180-04	1000 kNm	7.5 to
BV 1300-04	1940 kNm	9.5 to
BV 1500-04	2070 kNm	9.7 to
BV 1650-04	2070 kNm	11 to
BV 1500-07	2070 kNm	12,5 to

Für Anbau an Seilbagger
Attachment to crawler cranes

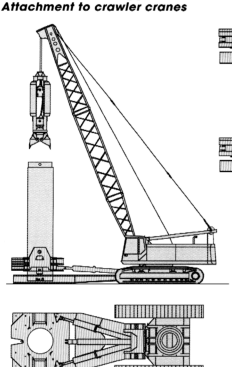

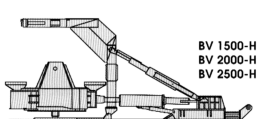

BV 1180-04	1000 kNm	8.0 to
BV 1180-04	1000 kNm	8.5 to
BV 1500-HDR	3000 kNm	16 to
BV 2000-HDR	3920 kNm	33 to
BV 2500-HDR	6000 kNm	37 to

Casing Oscillators

durchdrehend / rotating

ür Anbau an Drehbohrgeräte
Attachment to rotary drilling rigs

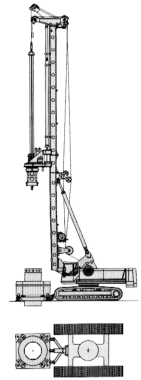

BR 1500
1500 mm
28 to
1500 kNm
4,3 U/min

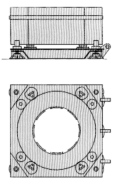

Rohrdurchmesser / *casing diameter*
Gewicht / *weight*
Drehmoment / *torque*
Drehzahl / *speed*

Für Anbau an Seilbagger
Attachment to crawler cranes

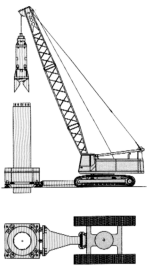

BR 1500	BR 2500	BR 3000
1500 mm	2500 mm	3000 mm
28 to	40 to	50 to
1500 kNm	3000 kNm	4100 kNm
4,3 U/min	3 U/min	2 U/min

Zubehör

Accessories

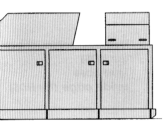

Hydraulik-Aggregate

Hydraulic Power Packs

Reduziereinsätze

Inserts

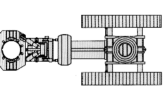

verstellbare Baggeranlenkschlitten

Adjustable crawler link attachments

1330 – 2530 mm

Fernbedienung
Remote Control

Vertikalmeßeinrichtung
Inclinometer

Schlitzwandfräsen



	BC 20	**BC 30**	**BC 30**	**BC 30**
Gerätehöhe / *total height*	27 m	30 m	30 m	29 m
Frästiefe / *cutting depth*	44 m	50 m	70 m (mit Schlaufe *with loop*)	40 m
Install. Leistung / *install. power*	300 kW	634 kW	634 kW	365 kW + 239 kW
	in Geräteträger	in Geräteträger	in Geräteträger	Geräteträger + Aggrega
	in base crane	*in base crane*	*in base crane*	*base crane + power pac*

Ausrüstungsvarianten

Rahmenverlängerung
Frame height extension
(BC 15/BC 20)

Rahmen- und Fräseraderweiterung
Frame width and cutter wheel extension

BC 15/20	500 – 1200 mm
BC 30	640 – 2400 mm
BC 50	1200 – 3000 mm

Förderpumpe
Mud pump **5" (BC 15)**
6" (BC 20/BC 30)
8" (BC 50)

Klappensteuerung
Adjust guide system
(12 flaps) BC 30/BC 50

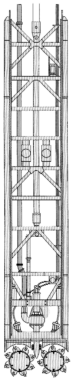

Optional Equipmen

Förderschlauchkäfig
(für HDS)
Hydraulic hose belt (for HDS)

Hydraulikschlauchban
(für HDS)
Mud hose guide cage (for HDS)

Fräszähne für verschiedene Bodenarten
Cutting teeth for various soil conditions

Felsfräsräder mit Rollenmeißeln
Rock cutter wheels with roller bits
(BC 30/BC 50)

Trench Cutters

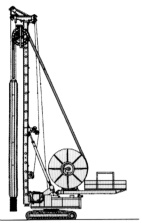

C 30/BG 40/HDS
4 m
0 m
00 + 265 kW
n Geräteträger + Aggregat
ase crane + *power pack*

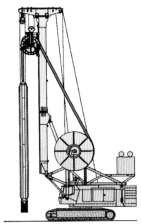

BC 30/CBS/HDS
24 m
150 m
545 kW
in separatem Aggregat
additional power pack

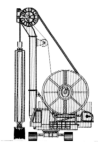

CBC 33
10 oder/or 17 m
80 m
634 kW
in Geräteträger
base crane



MBC 30
auf Schienen
rail mounted
5 m
54 m
75 + 400 kW
in separatem Aggregat
additional power pack

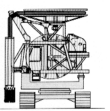

MBC 30
auf Raupenfahrwerk
crawler mounted
6,5 m
in Geräteträger
base crane

Fräsen

Cutters

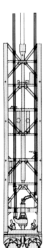

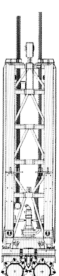

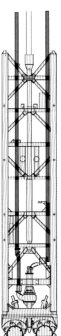



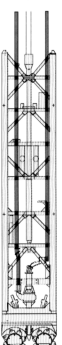

	BC 20	**BC 33**	**BC 30**	**BC 40**	**BC 50**
Drehmom. / *torque*	2 x 30 kNm	2 x 71 kNm	2 x 71 kNm	2 x 100 kNm	2 x 135 kNm
Breite / *width*	500 – 1000 mm	640 – 1500 mm	640 – 2400 mm	800 – 2100 mm	1200 – 3200 mm
Länge / *length*	2200 mm	2800 mm	2800 mm	2800 mm	2800 – 3200 mm
Höhe / *height*	10,70 m	6 m or 12 m	15,40 m	11,50 m	16 m
Pumpe / *pump*	6"	6"	6"	6"	8"
Gewicht / *weight*	12 – 20 to	20 – 35 to	25 – 35 to	30 – 45 to	40 – 50 to

Entsandungsanlagen

Desanders

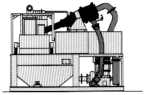



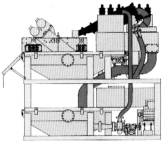

	BE 50	BE 100	BE 250-1	BE 250-4
Antriebsleistung / *installed power*	23 kW	26 kW	49 – 59 kW	115 kW
Durchsatzleistung / *capacity*	50 m³/h	100 m³/h	250 m³/h	250 m³/h
Zyklone / *cyclones*	1 x 12"	1 x 15"	1 x 16"	1 x 18" + 9 x 6"
Gewicht / *weight*	3600 kg	3800 kg	4500 kg	12500 kg

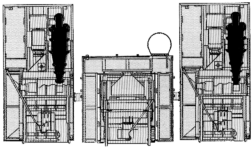

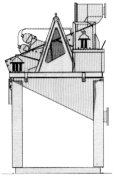

	BE 500	(Draufsicht / *top view*)
Antriebsleistung / *installed power*	100 kW	bestehend aus / *consisting of*
Durchsatzleistung / *capacity*	500 m³/h	– 2 x BE 250
Gewicht / *weight*	14500 kg	– 1 x GS 500
		– Begehung / *walkway*

GS 500 Vorabscheider / *Prescreener*
mit Mengenteiler / *with volume distributor*

Durchsatzleistung / *capacity*	500 m³/h
Gewicht / *weight*	2500 kg

Recyclinganlagen

Recycling Systems

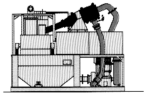

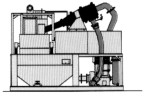

	BER 50	BER 100
Antriebsleistung / *installed power*	23 kW	26 kW
Durchsatzleistung / *capacity*	50 m³/h	100 m³/h
Gewicht / *weight*	3900 kg	4100 kg

Zentrifuge

Centrifuge

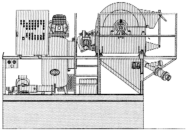

BZ 75 Zentrifuge / *Centrifuge*

Antriebsleistung / *installed power*	22 kW
Durchsatzleistung / *capacity*	4 – 7 m³/h
Gewicht / *weight*	5000 kg

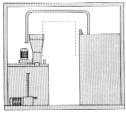

FA-1000 Flockmittelaufbereitungsanlage
Flocculent Mixing System

Antriebsleistung / *installed power*	5 kW
Mischleistung / *mixing capacity*	10 kg/h
Gewicht / *weight*	2000 kg

Misch- und Verpreßanlagen
Mixing and Grouting Equipment

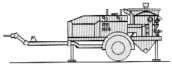

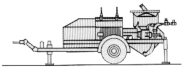

	KP 60	Turbo 80	Turbo 100 E
	Pumpe / *grout pump*	Pumpe u. Mischer / *grout pump and mixer*	Pumpe u. Mischer / *grout pump and mixer*
Antriebsleistung / *installed power*	5,5 kW	15 kW	15 kW
Fördermenge / *feed capacity*	0 – 60 l/min	0 – 65 l/min	0 – 90 l/min
Förderdruck / *feed pressure*	0 – 60 bar	0 – 60 bar	0 – 60 bar
Gewicht / *weight*	350 kg	1150 kg	1230 kg

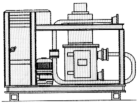

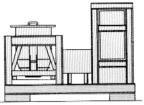

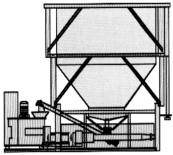

	Kontinuierl. Mischanlage SK *Continuous Mixer SK*	Chargenmischanl. SCW *Charge Mixer SCW*	Mischanlage mit Faltsilo und Verpreßpumpe *Mixing plant with flexisilo and injection pump*	
Antriebsleistung / *installed power*	5,5 – 22,0 kW	7,5 – 22,0 kW	Antriebsleistung / *install. power*	43 kW
Mischleistung / *mixer capacity*	3 – 50 m³/h		Mischersystem / *mixer system*	SK
Mischerfüllung / *mixer volume*		60 – 1000 dm³	Füllgewicht Silo / *fill weight*	40 to
Wägebereich / *weighing range*		60 – 2000 kg	Leergewicht / *transport weight*	13 to
Gewicht / *weight*	800 – 1200 kg	1000 – 2000 kg		

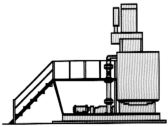

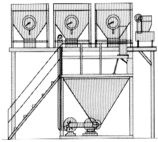

	ZM 1	BM 1000	BM 3000
Antriebsleistung / installed power	3,5 kW	11 kW	22 kW
Mischerleistung / mixer capacity	165 dm³/h		
Mischervolumen / mixer volume		1000 dm³	3000 dm³
Gewicht / weight	310 kg	2500 kg	6830 kg

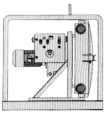

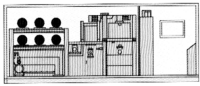

HP Schlauchpumpen / *Hose Pumps*

Antriebsleistung / *installed power*	3 – 30 kW
Förderleistung / *pump capacity*	7 – 50 m³/h
Saughöhe / *suction height*	8 m
Druckhöhe / *pump height*	80 m
Gewicht / *weight*	320 – 1700 kg

Weichgelcontainer / *Container for chemical grouting*

Vollautom. Misch- und Verpreß-station für Chemikalinjektion	*fully automatic mixing and grouting plant for chemical injection*
6 Pumpen (15 l/min und 50 bar)	*6 pumps (15 l/min and 50 bar)*
2 Waagen mit Mischwerk	*2 scales with mixing units*

Seilbagger

Crawler Cranes

als universelles Trägergerät
as universal base machine

	BS 640	BS 650	BS 660
Traglast / *line pull*	40 kNm	50 kNm	60 kNm
Leistung / *installed power*	150 kW	222 kW	222 kW
Hakenhöhe / *hook height*	40 m	45 m	50 m
Einsatzgewicht / *operation weight*	40 to	50 to	65 to

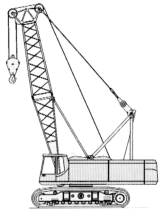

	BS 670	BS 680	BS 690	BS 6100
Traglast / *line pull*	70 kNm	80 kNm	90 kNm	100 kNm
Leistung / *installed power*	291 kW	291 kW	222 – 365 kW	222 – 365 kW
Hakenhöhe / *hook height*	60 m	65 m	70 m	75 m
Einsatzgewicht / *operation weight*	75 to	80 to	85 to	90 to

Anbauvarianten

Attachment Variations

Bohrgerät B22
Drilling Unit

Aufsatzrüttler
Top Vibrator

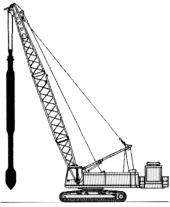

Tiefenrüttler
Deep Vibrator

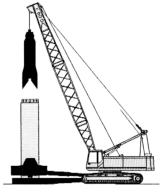

Verrohrungsanlagen
Casing Oscillators

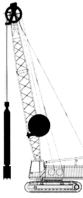

Greifersysteme
Grab Systems

Aufsatzrüttler

Top Vibrators

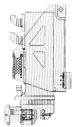

	MR 50 V	MR 60 V	MR 70 V	MR 90 V
Fliehkraft / *centrifugal force*	500 kN	600 kN	700 kN	900 kN
Exzentermoment / *excenter moment*	0 – 80 Nm	0 – 95 Nm	0 – 110 Nm	0 – 143 Nm
Leistung / *installed power*	155 kW	180 kW	205 kW	285 kW
Gewicht / *weight*	3000 kg	3000 kg	3000 kg	3900 kg

Unwuchten stufenlos einstellbar
excentric moment infinitely variable



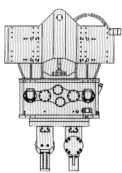

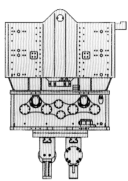

	AR 50	AR 90	AR 180
Fliehkraft / *centrifugal force*	450 kN	900 kN	1800 kN
Exzentermoment / *excenter moment*	100 Nm	280 Nm	560 Nm
Leistung / *installed power*	140 kW	300 kW	600 kW
Gewicht / *weight*	4200 kg	6300 kg	9600 kg

Unwuchten in 4 Stufen einstellbar
excentric moment variable in 4 steps



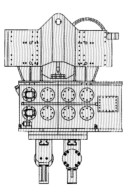

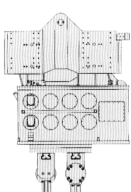

	AR 105 V	AR 150 V	AR 210 V
Fliehkraft / *centrifugal force*	1050 kN	1500 kN	2100 kN
Exzentermoment / *excenter moment*	0 – 160 Nm	0 – 240 Nm	0 – 320 Nm
Leistung / *installed power*	285 kW	300 kW	600 kW
Gewicht / *weight*	6000 kg	8600 kg	9100 kg

Unwuchten stufenlos einstellbar
excentric moment infinitely variable

Tiefenrüttler

Deep Vibrators

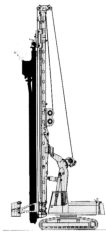



	TR 13	TR 17	TR 85
Zentrifugalkraft / *centrifugal force*	150 kN	190 kN	330 kN
Drehzahl / *rotation speed*	0 – 3250 rpm	0 – 3250 rpm	0 – 2200 rpm
Exzentermoment / *excenter moment*	12,8 Nm	17 Nm	85 Nm
Leistung / *installed power*	105 kW	105 kW	210 kW
Hydraulikaggregat / *power pack*	HD 180	HD 180	HD 420

Schotterrüttler *bottom feed vibrator*

on BG 12 R		on BF 20 (BS 70)	
Gesamthöhe	17,8 m	Gesamthöhe	27,7 m
total height	17,8 m	*total height*	27,7 m
Einfahrtiefe	10,0 m	Einfahrtiefe	20,0 m
install. depth	10,0 m	*install. depth*	20,0 m

Rütteltraggeräte

Universal Piling Rigs



	RG 15 T	RG 18 T	RG 22
Gesamthöhe / *Total height*	19,8 m	22,2 m	25,9 m
Schlittenhub / *sledge stroke*	15,0 m	17,4 m	18,5 m
Vorschubkraft / *crowd force*	160 kN	160 kN	265 kN
Motorleistung / *installed power*	365 kW	365 kW	365 kW

Bohrgeräte für kleine Durchmesser
Drilling Rigs for Small Diameter



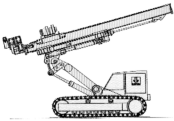

	LBG 3	UBW 08 S	UBW 09
Schlittenhub / *sledge stroke*	min. 600 mm	3,70 m	4,20 m
Drehmoment / *torque*	1500 Nm	12,6 kNm	25 kNm
Motorleistung / *installed power*	11 kW	82 kW	122 kW
Gewicht / *weight*	0,6 to	10 to	17 to
Gesamthöhe / *total height*	1914 – 2914 mm	2,6 m	4,0 m
Gestängelänge / *rod lenght*	600 – 1600 mm	5,2 m	6,2 m

nit Gitterverlängerung
vith mast extension

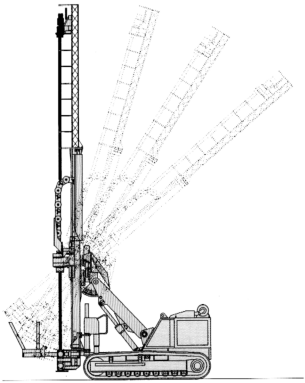



	UBW 08 S	UBW 09	IB 10
Schlittenhub / *sledge stroke*	3,70 m	4,20 m	7,2 m
Drehmoment / *torque*	12,6 kNm	25 kNm	12,6 kNm
Motorleistung / *installed power*	82 kW	122 kW	70 kW
Gesamthöhe / *total height*	14 m	22,0 m	16,70 m
Gestängelänge / *rod length*	12,50 m	19,0 m	15,50 m
Gewicht / *weight*	11 to	19,5 to	24 to

Greifersysteme

Standardgreifer



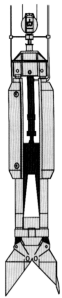

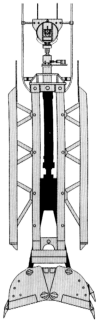

	BS	**BSG**	**BHG**	**DHG**
Greifertyp / *grab typ*	Bohrpfahl / *bored pile*	Bohrpfahl / *bored pile*	Bohrpfahl / *bored pile*	Schlitzwand / *diaphragm wa*
Schließmechanik / *closing system*	Seil / *rope*	Seil / *rope*	Hydraulik / *hydraulic*	Hydraulik / *hydraulic*
Bohrpfahl Ø / *bored pile Ø*	620 – 1300 mm	800 – 3000 mm	800 – 3000 mm	–
Schlitzbreite / *wall width*	–	–	–	350 – 1500 mm
Schlitzlänge / *wall length*	–	–	–	2800 mm
Greiferhöhe / *grab height*	2500 – 4100 mm	6300 – 12900 mm	3700 – 6500 mm	7360 – 7720 mm
Greifergewicht / *grab weight*	1,1 – 3,3 to	3,9 – 23 to	3,7 – 26 to	9,0 – 21 to

Schlauchaufrollsysteme

Hose Drum Systems

HDSG

Hydraulisches Aufrollsystem

Hydraulic Hose Drum System

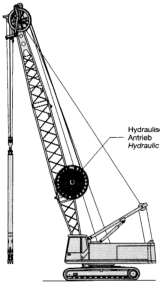

Schlauchaufrollung und Windensynchronisation wird hydraulisch gesteuert

Schlitztiefe bis 65 m

hydraulic control of hose winding and synchronization of winch

max. depth 65 m

MDSG

Mechanisches Aufrollsystem

Mechanical Hose Drum System

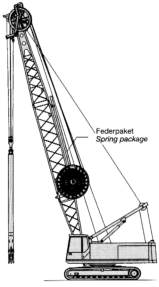

Aufrollung mit vorgespanntem Druckfederpaket

Schlitztiefe bis 50 m

MDSG kann an handelsübliche Seilbagger angebaut werden.

Hose winding with prestressed springs

max. depth 50 m

MDSG can be mounted o standard crawler cranes.

Standard Grabs

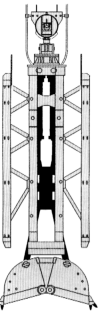

DHG HD
Schlitzwand / *diaphragm wall*
Hydraulik / *hydraulic*
–
1000 – 1200 mm
2800 mm
7800 mm
23 – 24 to

Greifersysteme für 6 m Raumhöhe
Grab Systems for 6 m Head Room

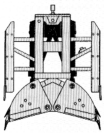

DHG K
Schlitzbreite
trench width 400 – 1200 mm
Höhe
height 4300 mm

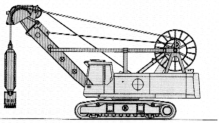

hydraulischer Schlitzwandgreifer
hydraulic diaphragm wall grab

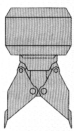

BHG K
Durchmesser
diameter 770 – 1800 mm
Höhe
height 1900 – 3100 mm

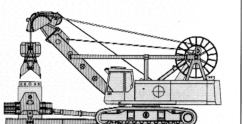

hydraulischer Bohrgreifer
hydraulic bored pile grab

Trägersystem GB für Hydraulikgreifer
Carrier System GB for Hydraulic Grabs

Mast mit Schlauchaufrollung, Mastkopf und Hydraulikwinde
angebaut an Standardhydraulikbagger
Mast with hose drum system, mast head and hydraulic winch
mounted on standard hydraulic excavator.

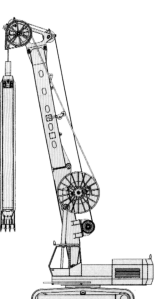

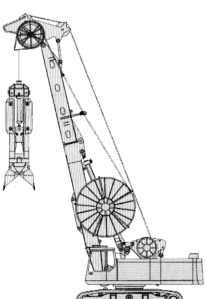

Kellygreifersystem
Kelly Grab System

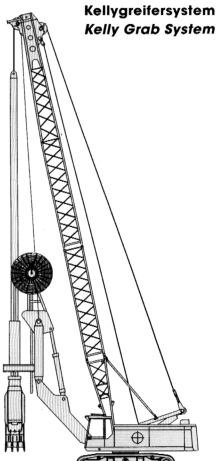

Aufsatzbohranlagen

Top Drilling Units

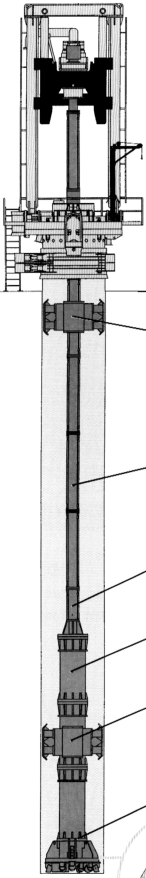

Bohraufsatz / *Drilling Unit*

Technische Daten / *Technical Data*		BA 2000	BA 2500	BA 3000
Bohrdurchmesser / *Drill diameter*	m	1,2 – 2,0	1,5 – 2,5	2,0 – 3,0
Bohrtiefe / *Drill depth*	m	250	250	250
Drehmoment / *Torque*	kNm	145	220	367
Install. Leistung / *Installed power*	kW	180	180	180
Gewicht Bohraufsatz / *Weight drilling unit*	t	18	25	40
Hubkraft / *Stroke force*	kN	1000	2000	3000

Bohrgestänge / *Drill String*

Flanschgestänge mit Stabilisator l = 2,5
Flange type drill pipe with stabilizer

Flanschgestänge ohne Stabilisator l = 2,5
Flange type drill pipe without stabilizer

Übergang von Flanschgestänge auf Schwerstange l = 1,5
Reducer between heavy weight pipe and drill pipe

Schwerstange ohne Stabilisator l = 2,5
Heavy weight pipe without stabilizer

Schwerstange mit Stabilisator l = 2,5
Heavy weight pipe with stabilizer

Bohrkopf / *Drill Head*

Bohrkopf mit Rollenmeißelbesatz und hydraulisch betätigtem Unterschneider

Drill head with roller bits and hydraulic controlled underreamer

Kraftdrehköpfe

Rotary Drives

Kleinlochbohrgeräte
Small diameter drill rigs

	KDK 7	KDK 7 S	KDK 10	KDK 10 S	KDK 15
M max	7,45 kNm	8,34 kNm	11,27 kNm	12,6 kNm	15 kNm
Drehzahl / *speed*	172 U/min *rpm*	137 U/min *rpm*	114 U/min *rpm*	90 U/min *rpm*	48 U/min *rpm*
Gewicht / *weight*	250 kg	250 kg	350 kg	350 kg	750 kg
Druck / *pressure*	220 bar	195 bar	220 bar	195 bar	300 bar

Doppelkopfantrieb für BG Geräte
Twin rotary drives for BG rigs

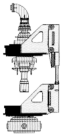

	DKS 28/28	DKS 35/70	DKS 80/160
M max	28/28 kNm	35/70 kNm	80/160 kNm
Drehzahl / *speed*	78/78 U/min *rpm*	64/64 U/min *rpm*	26/13 U/min *rpm*
Gewicht / *weight*	2500 kg	4000 kg	5000 kg einzeln oder gekoppelt *single or comined movable*

Drehgetriebe für BG Geräte
Rotary drives for BG rigs

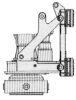
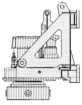
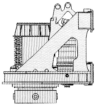

	KDK 100	KDK 180	KDK 400
M max	108 kNm	180 kNm	400 kNm
Drehzahl / *speed*	52 U/min *rpm*	34 U/min *rpm*	43 U/min *rpm*
Druck / *pressure*	300 bar	320 bar	320 bar
Gewicht / *weight*	3200 kg	5400 kg	7800 kg

	KDK 120	KDK 215
M max	123 kNm	215 kNm
Drehzahl / *speed*	45 U/min *rpm*	34 U/min *rpm*
Druck / *pressure*	300 bar	320 bar
Gewicht / *weight*	3200 kg	5400 kg

	KDK 145	KDK 245
M max	147 kNm	245 kNm
Drehzahl / *speed*	46 U/min *rpm*	34 U/min *rpm*
Druck / *pressure*	300 bar	320 bar
Gewicht / *weight*	3200 kg	5400 kg

	KDK 160
M max	160 kNm
Drehzahl / *speed*	46 U/min *rpm*
Druck / *pressure*	320 bar
Gewicht / *weight*	2500 kg

Hydraulikaggregate Hydraulic Power Packs

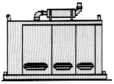
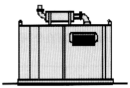

	H 1	H 60	HD 140	HD 180
Antriebsleistung / *installed power*	1,1 kW	11 kW	49 kW	118 kW
Fördermenge / *oil flow*	1 l/min	80 l/min	2 x 67 l/min (offen/open)	180 l/min (geschl./closed))
Förderdruck / *hydraulic pressure*	450 bar	350 bar	320 bar	350 bar
Gewicht / *weight*	54 kg	450 kg	1800 kg	3500 kg
	Anker spannen	**Antrieb LBG 3**	**BV 880**	**Tiefenrüttler TR 13**
	anchor tensioning	**Ziehpresse**	***oscillator BV 880***	**Förderpumpe BC 15/20**
		LBG 3 supply		***deep vibrator TR 13***
		casing extractor		***mud pump of BC 15/BC 20***

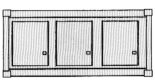
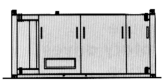

	HD 400	HD 500	HE 300
Antriebsleistung / *installed power*	128 kW	180 kW	160 kW (Elektr./electric)
Fördermenge / *oil flow*	2 x 200 l/min	2 x 250 l/min	300 l/min
	(offen/*open*)	(offen/*open*)	(geschl./*closed*)
Förderdruck / *hydraulic pressure*	300 bar	300 bar	320 bar
Gewicht / *weight*	5500 kg	6500 kg	4100 kg
	BV 1500	**oscillator BV 2000**	**3 Aggregate für MBC 30/BC 30**
	oscillator BV 1500	***oscillator BV 2500***	***3 packs for MBC 30/BC 30***

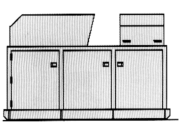

	HD 420	HD 475	HD 520	HD 640
Antriebsleistung / *installed power*	328 kW	328 kW	328 kW	328 kW
Fördermenge / *oil flow*	2 x 210 l/min	2 x 170 l/min (offen/*open*)	2 x 260 l/min	2 x 320 l/min
	(geschl./*closed*)	1 x 135 l/min (geschl./*closed*)	(geschl./*closed*)	(offen/*open*)
Förderdruck / *hydraulic pressure*	320 bar	320 bar	320 bar	320 bar
Gewicht / *weight*	8600 kg	8700 kg	8800 kg	8700 kg
	Tiefenrüttler TR 85	**Förderpumpe BC 30 HDS**	**Aufsatzrüttler AR 90/105V**	**BR 1500**
	deep vibrator TR 85	***feed pump BC 30 HDS***	***top vibrator AR 90/105V***	***casing rotator BR 150***



	HD 1100/1	HD 1200/1	HD 1200/2	HD 1200/3
Antriebsleistung / *installed power*	545 kW	545 kW	634 kW	634 kW
Fördermenge / *hydraulic pressure*	3 x 320 l/min (c)	3 x 320 l/min (c)	3 x 320 l/min (o)	3 x 360 l/min (c)
	1 x 125 l/min (c)	1 x 126 l/min (c)	2 x 122 l/min (c)	1 x 110 l/min (c)
Förderdruck / *hydraulic pressure*	350 bar	320 bar	320 bar	350 bar
Gewicht / *weight*	11000 kg	12100 kg	11600 kg	11600 kg
	Rüttler *Vibrator*	**BC 30**	**CBC 33**	**Rüttler *Vibrator***
	AR 180 / AR 150V	**MBC 30**		**AR 180 / AR 210V**

Adressen der Verkaufsbüros
Adresses of Representatives

Europa

Europe

Germany
Zaby Baumaschinen
Friedberg
Tel. +49-(0)821-60 17 92
Fax +49-(0)821-60 92 79

East-Germany
Josef Eiser
Magdeburg
Tel. +49-(0)391-25 23 596
Fax +49-(0)391-25 23 596

Austria
A.T.B.M. Handels GmbH
Achau
Tel. +43-2236-73 56 00
Fax +43-2236-73 56 06

Switzerland
FUNDAMAG
Peter Schüepp
Weingarten-Kalthäusern
Tel. +41-52-3 76 21 01
Fax +41-52-3 76 21 93

Italy
Geotunnel
Sierraricò (Ge)
Tel. +39-10-75 27 01
Fax +39-10-75 06 03

Portugal
Geo-Hidrol Lda
Lisbon
Tel. +351-1-797 78 85
Fax +351-1-797 22 73

France
F.D.M.T. Sarl
St. Lambert des Bois
Tel. +33-1-34 61 98 68
Fax +33-1-34 61 35 11

Greece
nst machines, Athens
Nikolaos Tryfonas
Tel. +30-1-27 16 760
Fax +30-1-27 17 954

Turkey
Karun Engineering
Ankara
Tel. +90-312-21 26 606
Fax +90-312-21 32 751

Poland
Darius Mikulski
Warsaw
Tel. +48-22-49 57 14
Fax +48-22-49 57 14

Russia
Bauer Moscow
Moscow
Tel. +70-95-97 51 510
Fax +70-95-97 51 510

Naher Osten

Middle East

UAE
Bauer International
Abu Dhabi
Tel. +971-2-721 405
Fax +971-2-725 594

Syria
SIMA
Damascus
Tel. +963-11-22 31 800
Fax +963-11-22 12 034

Iraq
Holger Hansen, c/o YCL
Ribnitz-Damgarten
Tel. +49-(0)3821-877 313
Fax +49-(0)3821-877 315

Iran
Falati Trading Co.
Teheran
Tel. +98-21-87 53 132-4
Fax +98-21-87 31 961

Jordan
Holger Hansen, c/o YCL
Ribnitz-Damgarten
Tel. +49-(0)3821-877 313
Fax +49-(0)3821-877 315

Lebanon
Bauer Lebanon Office
Beirut
Tel. +961-1-414 006
Fax +961-1-414 006

India
Bauer Equipment India
Calcutta
Tel. +91-33-473 1916
Fax +91-33-473 1916

Egypt
ACE Arab Comp. f. Eng.
Cairo
Tel. +20-2-35 25 448
Fax +20-2-35 25 703

Fernost

Far East

Japan
Bauer Japan Corporation
Tokyo
Tel. +81-3-5474 24 22
Fax +81-3-5474 24 23

Hongkong
Bauer Equipment
Hong Kong Ltd
Tel. +852-25 44 96 13
Fax +852-25 44 87 09

Malaysia
Bauer Equipment (Malay)
Kuala Lumpur
Tel. +60-3-780 8334
Fax +60-3-781 3745

Singapore
Bauer Technologies
Singapore
Tel. +65-75 68 033
Fax +65-75 37 295

Taiwan
Bauer Technologies Taiwan
Taipei
Tel. +886-2-505 7015
Fax +886-2-501 0229

Thailand
Bauer Technologies
Thailand, Bangkok
Tel. +66-2-653 2076
Fax +66-2-653 2075

Korea
Daeseung International
Seoul
Tel. +82-2-55 71 907
Fax +82-2-56 30 922

China
Bauer Beijing Rep. Office
Beijing
Tel. +86-10-506 88 99
Fax +86-10-506 69 91

China
BAUER Rep. Office
Tianjin
Tel. +86-22-31 20 241
Fax +86-22-31 20 242

Nord- Südamerika

America

USA
Pileco,
Houston, Texas
Tel. +1-713-691 3000
Fax +1-713-691 0089

Mexico
Bauer Mexico S.A. de C.V.
Mexico D. F.
Tel. +52-5-515 6551
Fax +52-5-516 1917

Chile
Bauer Equipos Chile Ltda.
Santiago de Chile
Tel. +56-2-211 4775
Fax +56-2-229 1985

Argentina
Bauer Equipos Argentina
Buenos Aires
Tel. +54-1-771 0559
Fax +54-1-771 0559