



PERPUSTAKAAN UNIVERSITI MALAYA

PERKHIDMATAN REPROGRAFI


UNIVERSITY OF MALAYA LIBRARY

REPROGRAPHIC SERVICE





# MULA



NOTA

DOKUMEN ASAL

TIDAK TERANG.

---

NOTE

ORIGINAL COPY

NOT CLEAR.

PER. UTAMA-UM



A004494524

**Statistical Analysis of Student population  
in the University of Malaya, 1959-1964**

**by**

**Alan Chew**

**A graduation exercise submitted as part  
fulfilment of the Bachelor of Arts Degree in  
Economics, University of Malaya.**

**715602**

**Kuala Lumpur  
August 1965**

My thanks are due to the Assistant Registrars and the Staff of the Student's Section of the University of Malaya for furnishing me with the required student statistics. My thanks are also due to my fellow students for their helpful criticisms and suggestions.

Special mention must be made of Dr. Saw Ewe Hock, my personal supervisor, without whose help, criticisms and advice this graduation exercise may never have been written.

August, 1965.

C.F.Y.

7/2/65

CONTENTS

<u>CHAPTER</u>		<u>PAGE</u>
ONE	INTRODUCTION ...	1
TWO	STUDENT'S ENTRY INTO THE UNIVERSITY 1965-1966 ...	2
I.	University Entrance Requirements ...	3 - 5
II.	Application Rates ...	6 - 10
III.	Pre-University Examination Results and Preferences of Subjects ...	10 - 11
IV.	Preferences of Subjects by Sex ...	12 - 14
V.	Preferences of Subjects of Malay Students ...	14 - 15
VI.	Preferences of Subjects of Chinese Students ...	16 - 17
VII.	Preferences of Subjects of Indians and 'Others' ...	17 - 19
VIII.	Special Cases ...	20 - 21
THREE	STUDENT'S BACKGROUND ...	22
I.	Family Size of Students ...	22 - 23
II.	Financial Background ...	24 - 25
III.	Scholarships ...	25 - 27
IV.	Family Income Per Month ...	27 - 28
V.	Accommodation ...	29 - 34
VI.	Other Expenses ...	35 - 36
VII.	Expenses on Books and Equipment ...	36 - 37
FOUR	GROWTH IN STUDENT POPULATION 1959-1964 ...	38
I.	Growth of the University ...	38 - 41
II.	Growth of the Various Faculties ...	41 - 42
III.	Growth of the Student Population by Race ...	43 - 44
IV.	Growth of the Student Population by State ...	45 - 48

**CHAPTER****PAGE****FIVE****DISTRIBUTION OF STUDENT POPULATION  
1964-1965**

	...	49
I.	Distribution by Sex and Area	49 - 51
II.	Distribution by Faculty and State	51 - 52
III.	Distribution by Race, Sex and Faculty	53 - 55
IV.	Distribution of First Year Arts Students by Subjects and Race	56 - 58
V.	Distribution of Third Year Arts Students by Subjects and Race	58 - 59
VI.	Distribution of First Year Science Students by Subjects and Race	60 - 61

**SIX.****PASSING AND FAILURE RATES**

	...	62
I.	Failure Rates	62 - 70
II.	Leakage Rates	70 - 71
III.	Wastage Rates	71 - 73

**APPENDIX****I. Questionnaires Used**

A.	FAP 78/65	74 - 75
B.	FAP 78B/65	76
C.	AR 416/64	78
D.	Survey of Textbook, Stationery and Equipment Requirements of University Students	79 - 80
E.	Purchases of Books, Stationery and Equipment (\$ Value)	81

**BIBLIOGRAPHY**

... 82

LIST OF TABLES

<u>TABLE</u>		<u>PAGE</u>
2.1	Distribution of Applicants by Faculty, 1965-1966 .....	7
2.2	Percentage Distribution of Successful Applicants by Race and Faculty, 1965-1966 .....	9
2.3	Distribution of First Year Students by Higher School Certificate Results in the Faculty of Arts, 1965-1966 .....	10
2.4	Distribution of Preferences of Subjects of First Year Arts Students by Sex in the Faculty of Arts, 1965-1966 .....	12
2.5	Distribution of Preferences of Subjects of First Year Malay Students in the Faculty of Arts, 1965-1966 .....	15
2.6	Distribution of Preferences of Subjects of First Year Chinese Students in the Faculty of Arts, 1965-1966 .....	16
2.7	Distribution of Preferences of Subjects of First Year Indian Students in the Faculty of Arts, 1965-1966 .....	18
2.8	Distribution of Preferences of Subjects of First Year 'Others' Students in the Faculty of Arts, 1965-1966 .....	19
3.1	Size of Student's Family, 1964-1965 ...	22
3.2	Student's Source of Finance, 1964-1965 ...	24
3.3	Value of Scholarships, 1964-1965 .....	25
3.4	Family Income Per Month, 1964-1965 .....	27
3.5	Amounts Spent on Accommodation, 1964-1965 .....	29
3.6	Distribution of Students Living in Colleges by Sex and State, 1964-1965 ...	32



3.7	Percentage Distribution of Students Living in Colleges by Sex and State, 1964-1965	....	33
3.8	Other Expenses	....	35
3.9	Total and Average Value of all Purchases	....	36
4.1	Distribution of Students by Faculty, 1959-1964	....	39
4.2	Annual Percentage Increase of Students by Faculty, 1959-1964	....	41
4.3	Annual Percentage Increase of Students by Race, 1959-1964	....	43
4.4	Annual Percentage Increase of Students by State, 1959-1964	....	45
4.5	Annual Percentage Increase of Male Students by State, 1959-1964	....	47
4.6	Annual Percentage Increase of Female Students by State, 1959-1964	....	48
5.1	Distribution of Students by Area and Sex, 1964-1965	....	49
5.2	Percentage Distribution of Students by Faculty and State, 1964-1965	....	51
5.3	Distribution of Students by Race, Sex and Faculty, 1964-1965	....	53
5.4	Percentage Distribution of First Year Arts Students by Subjects and Race, 1964-1965	....	56
5.5	Percentage Distribution of Third Year Arts Students by Subjects and Race, 1964-1965	....	58
5.6	Percentage Distribution of First Year Science Students by Subjects and Race, 1964-1965	....	60
6.1	Annual Percentages of Passes and Failures of Students in the University of Malaya, 1959-1964	....	65

**TABLE**

**PAGE**

6.2	Annual Percentages of Passes and Failures in the Faculty of Arts, 1959-1964	....	65-66
6.3	Annual Percentages of Passes and Failures in the Faculty of Science, 1959-1964	....	67
6.4	Annual Percentages of Passes and Failures in the Faculty of Engineering, 1959-1964	....	67
6.5	Annual Percentages of Passes and Failures in the Faculty of Agriculture, 1960-1964	....	69
6.6	Annual Percentages of Passes and Failures in the School of Education, 1963-1964	....	70
6.7	Leakage Rates, 1959-1964	....	71
6.8	Wastage Rates, 1959-1964	....	73