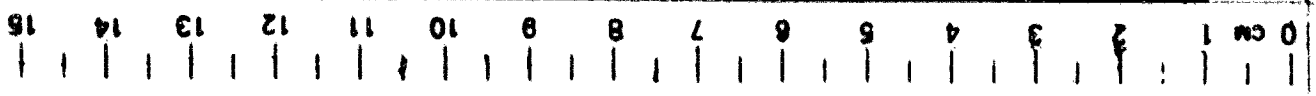



PERPUSTAKAAN UNIVERSITI MALAYA  
PERKHIDMATAN REPROGRAFI

UNIVERSITY OF MALAYA LIBRARY  
REPROGRAPHIC SERVICE




UNIVERSITY OF MALAYA LIBRARY . MICROFILM .





# MULA




THE PETROLEUM INDUSTRY

OF

BRUNEI AND SARAWAK

by

Ng Kwan Thye



A Graduation Exercise presented to  
the University of Malaya in  
part fulfilment towards the  
Degree of Bachelor of Arts  
with Honours in Economics

## PREFACE

The present topic chosen for my graduation exercise was the result of constructive suggestions given by my supervisor, Mr. Yip Yat Hoong. I approached him with no particular topic in mind but after a discussion with him on the importance and value which could be gained from a study on the Petroleum Industry of Brunei and Sarawak, I decided to pursue this topic. In view of the fact that he has special interest in Mineral Development, invaluable advice could be gained from him.

The topic was not without difficulty; sources of reference were scarce and literature on this subject was limited. In spite of this, the study has since proved to be very interesting and enlightening.

My study was made with two points in mind: firstly, it must bear some relevance to the course I am doing; secondly, it must be written within the scope of the available sources of information. Therefore, it is rather limited in scope and exploratory in nature.

My gratitude goes to Mr. Yip for his constructive criticisms and encouragements. If this exercise does not attain a high standard it was because I have failed to take advantage of the opportunities made available to me.

A word of thanks must go to Mr. Lim Say Hoe of the Public Relations Department, Shell Malaysia Company, Limited, who was responsible for the correspondence with Brunei Shell Petroleum Company, Limited. He also arranged for the necessary interviews with Departmental heads within the Company and offered all his knowledge on this topic.

I also wish to express my gratitude to two very close friends who helped me with the typing.

Ng Kwan Tye  
University of Malaya  
Kuala Lumpur

TABLE OF CONTENTS

	Page
PREFACE . . . . .	11
LIST OF TABLES . . . . .	v-vi
LIST OF DIAGRAMS . . . . .	vii
LIST OF MAPS . . . . .	vii
 Chapter	
I. HISTORICAL BACKGROUND . . . . .	1
Early Companies . . . . .	1
The Miri Oilfield . . . . .	2
The Seria Oilfield . . . . .	4
Jerudong Oilfield . . . . .	6
II. THE MINING COMPANIES . . . . .	8
Existing Companies . . . . .	8
Vertical Integration . . . . .	8
Reasons for this Structure . . . . .	9
III. LABOUR . . . . .	11
Total Employment . . . . .	11
Percentage of the Population Employed	13
Composition by Race of the Mining Labour	14
Wages . . . . .	16
IV. PRODUCTION . . . . .	18
Nature of the Product . . . . .	18
Method of Mining . . . . .	18
Production Figures 1954-1963 . . . . .	19
Cost of Exploration . . . . .	22
V. MARKETING . . . . .	24
Marketing Companies . . . . .	24
Pattern of Distribution . . . . .	24

Pattern of Distribution in the Borneo Territories . . . . .	25
Pattern of Distribution in Malaya and Singapore . . . . .	26
Prices . . . . .	26

VI. THE IMPORTANCE OF OIL TO BRUNEI AND SARAWAK	31
Contribution to Total Export Earnings .	31
Contribution to Total Revenue . . . . .	34
Contribution to Gross National Product Employer of Labour. . . . .	35
Development Prospects . . . . .	37
	38

## Appendix

A. Diagram 1 . . . . .	39
B. Map 1 . . . . .	40
C. Preliminary Estimate of Gross National Product and National Income of Brunei 1955-60	41
D. Map 2 . . . . .	42
E. Map 3 . . . . .	43
F. Bibliography . . . . .	44-45

LIST OF TABLES

Table	Page
1. Oil Production from the Miri Oilfields in Sarawak, 1911-1955 . . . . .	5
2. Oil Production from the Seria Oilfield in Brunei, 1929-1953 . . . . .	6
3. Oil Production from the Jerudong Oilfield in Brunei, 1955-1959 . . . . .	7
4. Number Employed in Oil Production in Brunei and Sarawak as at 31.3.62. . . . .	12
5. Comparison of Number Employed in Certain Industry Groups in Brunei and Sarawak in 1960	13
6. Number Employed in Oil Mining by Nationality as at 31.3.62 . . . . .	16
7. Figures of Production and Number of Wells Drilled in Brunei. . . . .	20
8. Number of Wells Drilled in Sarawak and Sabah	21
9. Yearly Exploration Expenditure . . . . .	23
10. Ex-depot Prices at Shell Depots in Malaya	28
11. Ex-depot Prices at Shell Depots in Brunei, Sarawak and Sabah . . . . .	29
12. Government Duty on Gasoline in Malaya, Sarawak, Brunei and Sabah . . . . .	29
13. Value and Percentages of Principal Exports of Brunei in 1962 . . . . .	32
14. Percentage Change of Crude Oil and Total Export Earnings . . . . .	32
15. Value and Percentages of Principal Exports of Sarawak in 1962 . . . . .	33

Table		Page
16	Percentage Change of Petroleum and Total Export Earnings . . . . .	33
17.	Percentage of Oil Revenue to Total Revenue in Brunei . . . . .	34
18.	Gross National Product of Brunei in terms of Percentage . . . . .	36
19.	Comparison of the Percentage Change between the Gross National Product and the Value of Production of Oil in Brunei	37



## LIST OF DIAGRAMS

Diagram		Page
1	Main Structure of the Royal Dutch/Shell Group of Companies . . . . .	39

## LIST OF MAPS

Map		Page
1.	Pattern of Distribution in Malaya . . .	40
2.	Oil Exploration Wells on the Continental Shelf . . . . .	42
3.	Oil Concessions in North Borneo . . . .	43