

## Incident Improvement (Before & After OSHMS)

### a) Improvement on Industrial Incident




Figure 4.25: Management put the Fence at the Danger Area to Avoid Accident



Figure 4.26: Management put the Signage, Rules, and Notes, Locked the Fence



Figure 4.27:  
Safety Wire Trip

Figure 4.28:  
Flattener Guarding

Figure 4.29:  
Fencing/ Signage

b) Improvements on Traffic Incident



Figure 4.30: Flattener Guarding



Figure 4.31: Hump/ Signage



Figure 4.32: Signage by SHC to Avoid Accidents

Examples of road safety awareness sign at factory area. It shows that management really cares about the employee's safety

c) Vehicle Control Guideline




Figure 4.33: Service Schedule for Vehicle to Avoid Accident; A complete compactor must have the revolving Beacon Light, side mirror, head lamp, wind screen, rear cover, hand brake and wiper.




Figure 4.34: Solid Waste in Compactor Must not Exceed the Cross Line; The speed limit for vehicle with loading is 15 km/h and without loading is 30 km/h



Figure 4.35: Driver Must Wear PPE Provided; safety helmet, long pants and safety shoes while driving and handling the vehicle




Figure 4.36: Solid Waste must not be allowed to Exceed Cross Line; in empty area (in 2.0 ft)