



























APPENDIX D: MEASUREMENTS AND GRAPHICS FACADES SHOP HOUSES









Numbers				Measurements
Jalan Bukit Cina				
75				
	Height of the building		6.80	m
	Width of the facade		3.90	m
	Ground floor			
	Window	Height	2.24,9	m
		Width	1.50,5	m
	Door	Height	2.24	m
		Width	1.14,5	m
	First Floor			
	Window			
	Right	Height	1.16,8	m
		Width	1.19,4	m
	Left	Height	1.16,8	m
		Width	1.19,4	m
	Front Porch	Depth	1.75	m
		Width	3.90	m
	Roof	Height to the roof	6.80	m
	Elements	No other special elements other then the door and windows		
95				
	Height of the building		6.60	m
	Width of the facade		4.01	m
	Ground floor			
	Window	Height	1.59,7	m
		Width	2.10,7	m
	Door	Height	2.13,4	m
		Width	2.33,5	m
	First floor			
	Window	Height	1.15	m
		Width	1.20	m
	Front Porch	Depth	2.41	m
		Width	4.01	m
	Roof	Height tot the roof	6.60	m







	Elements	No special decorative elements other then the door and windows		
Jalan Hang Jebat				
29c				
	Height of the building		4.90	m
	Width of the facade		4.75	m
	Ground floor			
	Window	Height	1.06	m
		Width	2.13,5	m
	Door			
		Height	2.15	m
		Width	2. 05	m
	First floor	Height	1.15	m
	Window			
		Width	1.95	m
	Front Porch		No front porch	
	Roof	Height tot the roof	4.90	m
	Elements	No other special elements then the door and windows		
Jalan Hang Kasturi				
2				
	Height of the building		6.14	m
	Width of the facade		4.06	m
	Ground Floor			
	Window	Height	1.53	m
		Width	2.02,6	m
	Door	Height	2.32	m
		Width	1.08	m
	First floor			
	Window	Height	0.80	m
		Width	0.50	m
	Front Porch	Depth	1.40	m
		Width	4.06	m
				

	Roof	Height to the roof	6.14	m		
	Elements	No other special elements then the door and windows				
6						
	Height of the building		6.04	m	  	
	Width of the facade		3.63	m		
	Ground floor					
	Window	Height	1.48,6	m		
		Width	1.95,6	m		
	Door	Height	1.98,7	m		
		Width	1.18,1	m		
	First floor					
	Window	Height	0.81,1	m		
		Width	0.73,7	m		
	Front Porch	Depth	1.50 m	m		
		Width	3.63 m	m		
	Roof	Height to the roof	6.04 m	m		
	Elements	Four square air vents on the ground floor over the window and the door and four square air vents on the first floor. Two on each side of the window.				
10						
	Height of the building		6.46	m		  
	Width of the facade		4.50	m		
	Ground floor					
	Window	Height	1.72	m		
		Width	2.40	m		
	Door	Height	2.35	m		
		Width	1.32	m		
	First floor					
	Window	Height	0.70	m		
		Width	0.70	m		
	Front Porch	Depth	1.57	m		
		Width	4.50	m		
	Roof	Height tot the roof	6.46	m		
	Elements	No other special elements then the door and windows				









16					
	Height of the building		6.64	m	
	Width of the building		4.49	m	
	Ground floor				
	Window	Height	1.72	m	
		Width	2.40	m	
	Door	Height	2.35	m	
		Width	1.32	m	
	First floor				
	Window	Height	0.40	m	
		Width	0.50	m	
	Front Porch				
		Depth	1.58	m	
		Width	4.49	m	
	Roof				
		Height tot the roof	6.64	m	
	Elements	No other special elements then door and windows			
Jalan Kubu					
8					
	Height of the building		6.01	m	
	Width of the facade		3.70	m	
	Ground floor				
	Window	Height	0.84	m	
		Width	1.60	m	
	Door	Height	1.94	m	
		Width	1.62	m	
	First floor				
	Window	Height	0.80	m	
		Width	1.60	m	
	Front Porch	Depth	2.20	m	
		Width	3.70	m	
	Roof	Height to the roof	6.01	m	
	Elements	No other special elements then the door and windows			







12					
	Height of the building		6.00	m	
	Width of the facade		3.40	m	
	Ground floor				
	Window	Height	0.80	m	
		Width	2.20	m	
	Door	Height	2.20	m	
		Width	1.87	m	
	First floor				
	Window	Height	0.80	m	
		Width	3.35	m	
	Front Porch	Depth	2.00	m	
		Width	3.40	m	
	Roof	Height to the roof	6.00	m	
	Elements	No other special elements the door and windows			
16c					
	Height of the building				
	Width of the facade		6.70	m	
	Ground Floor		3.05	m	
	Window				
		Height			
		Width	0.80	m	
	Door				
		Height	1.18	m	
		Width	2.00	m	
			0.80	m	
	First floor				
	Window	Height			
		Width	0.80	m	
			1.60	m	
	Front Porch	Depth			
		Width	2.30	m	
			3.05	m	
	Roof	Height to the roof			
			6.70	m	
	Elements	Three rectangular air vents on the ground floor over the window			

Jalan Tun Tan Cheng Lock					
6					
	Height of the building		6.10	m	
	Width of the facade		4.12	m	
	Ground floor				
	Window				
		Height	1.64	m	
		Width	2.25	m	 
	Door				
		Height	2.20	m	
		Width	1.03	m	
	First floor				
	Window				
		Height	1.00	m	
		Width	0.50	m	
	Front Porch				
		Depth	1.38	m	
		Width	4.12	m	
	Roof				
		Depth			
		Angle			
	Elements	No other special elements then the door and windows			
7					
	Height of the building		6.14	m	
	Width of the facade		6.44	m	
	Ground floor				
	Window				
		Height	1.60	m	
		Width	2.03	m	 
	Door				
		Height	2.21	m	
		Width	0.97	m	
	First floor				
	Window				
		Height	1.00	m	
		Width	1.00	m	
	Front Porch				
		Depth	1.40	m	
		Width	6.44	m	
	Roof				
		Height tot the roof	6.14	m	
	Elements	No other special elements then the door and windows			









8					
	Height of the building		5.38	m	
	Width of the facade		4.10	m	
	Ground floor				
	Window				
		Height	1.76	m	
		Width	2.27	m	
	Door				
		Height	2.17	m	
		Width	1.28	m	
	First floor				
	Window	Height	1.00	m	
		Width	0.50	m	
	Front Porch	Depth	1.41	m	
		Width	4.10	m	
	Roof	Height to the roof	5.18	m	
	Elements	No other special elements then the door and windows			
24					
	Height of the building		7.26	m	
	Width of the facade		3.78	m	
	Ground floor				
	Window				
		Height	1.64	m	
		Width	2.25	m	
	Door				
		Height	2.20	m	
		Width	1.03	m	
		Height	2.17	m	
		Width	1.28	m	
	First Floor				
	Window	Height	1.00	m	
		Width	0.50	m	
	Front Porch	Depth	1.43	m	
		Width	3.78	m	
	Roof	Height to the roof	7.26	m	
	Elements	Six square air vents over the door and window on the ground floor and eight square air			


		vents over the window on the first floor and two supporting elements under the roof. Two curvilinear elements at the sides of the roof of the ground floor and two supporting elements under the roof of the first floor.		
26				
	Height of the building		5.86	m
	Width of the facade		3.79	m
	Ground floor			
	Window			
		Height	1.63	m
		Width	2.70	m
	Door			
		Height	2.31	m
		Width	0.85	m
	First floor			
	Window	Height	1.00	m
		Width	0.50	m
	Front Porch	Depth	1.45	m
		Width	3.79	m
	Roof	Height to the roof	5.86	m
	Elements	Two supporting elements under the roof. Two curvilinear elements at the sides of the roof of the ground floor and two supporting elements under the roof of the first floor.		
34				
	Height of the building		5.82	m
	Width of the facade		4.79	m
	Ground floor			
	Window			
		Height	1.22	m
		Width	2.42	m
	Door			
		Height	2.03	m
		Width	1.90,4	m
	First floor			
	Window	Height	1.00	m
		Width	0.50	m
	Front Porch	Depth	1.40	m
		Width	4.79	m
	Roof	Height to the roof	5.82	m
	Elements	No other special decorative elements then the door and windows		

38					
	Height of the building				
	Width of facade		7.04	m	
			4.30	m	
	Ground floor				
	Window				
		Height			
		Width	1.59	m	
			2.47	m	
	Door				
		Height			
		Width	2.29	m	
			1.20	m	
	First floor				
	Window	Height			
		Width	0.80	m	
			0.50	m	
	Front Porch	Depth			
		Width	2.05	m	
			4.30	m	
	Roof	Height to the roof			
			7.04		
	Elements	No other special decorative elements then the door and windows			
46					
	Height of the building		6.60	m	
	Width of the facade		8.06	m	
	Ground floor				
	Window				
		Height	1.72	m	
		Width	2.51	m	
	Door	Height	2.53	m	
		Width	1.30	m	
					
	First floor				
	Window	Height	0.60	m	
		Width	0.60	m	
	Front Porch	Depth	1.55	m	
		Width	8.06	m	
	Roof	Height to the roof	6.60	m	
	Elements	A round opening on the left hand-side and a supporting element under the roof on the right hand-side			









54					
	Height of the building		8.00	m	
	Width of the facade		4.24	m	
	Ground floor				
	Window				
		Height	1.75	m	
		Width	2.60	m	
	Door				
		Height	2.20	m	
		Width	0.95	m	
	First floor				
	Window	Height	1.00	m	
		Width	1.50	m	
	Front Porch	Depth	2.35	m	
		Width	4.24	m	
	Roof				
		Height to the roof	8.00	m	
	Elements	Two air vents over the window on the first floor and a man high opening on the left hand-side and a round opening on the right hand-side of the walkway..			
56					
	Height of the building		8.00	m	
	Width of the facade		3.36	m	
	Ground floor				
	Window				
		Height	1.75	m	
		Width	2.60	m	
	Door				
		Height	2.20	m	
		Width	0.95	m	
	First floor				
	Window	Height	1.00	m	
		Width	1.50	m	
	Front Porch	Depth	2.35	m	
		Width	3.36	m	
	Roof				
		Height to the roof	8.00	m	
	Elements	Three rectangular air vents over the door and window on the ground floor and two rectangular air vents over the window on the first floor. And opening a man high on the right hand-side of the walkway.			

61					
	Height of the building		8.00	m	
	Width of the facade		4.00	m	
	Ground floor				
	Window				
		Height	1.84	m	
		Width	2.06	m	
	Door				
		Height	2.48	m	
		Width	1.37	m	
	First floor				
	Window	Height	0.80	m	
		Width	0.50	m	
	Front Porch	Depth	2.29	m	
		Width	4.00	m	
	Roof	Height to the roof	8.00	m	
	Elements	Two supporting elements under the roof and a pilaster on the right hand-side of the walkway.			
66					
	Height of the building		7.80	m	
	Width of the facade		3.90	m	
	Ground floor				
	Window				
		Height	1.60	m	
		Width	1.40	m	
	Door				
		Height	2.80	m	
		Width	1.86	m	
	First floor				
	Window	Height	0.60	m	
		Width	0.60	m	
	Front Porch	Depth	1.80	m	
		Width	3.90	m	
	Roof	Height to the roof	7.80	m	
	Elements	Two supporting elements supporting the roof			


68					
	Height of the building		7.84	m	
	Width of the facade		3.08	m	
	Ground floor				
	Window	Height	1.64	m	
		Width	1.32	m	
	Door	Height	1.10	m	
		Width	2.50	m	
	First floor				
	Window	Height	0.70	m	
		Width	0.50	m	
	Front Porch	Depth	1.83	m	
		Width	3.08	m	
	Roof	Height to the roof	7.84	m	
	Elements	An air vent over the window on the first floor			
72					
	Height of the building		6.20	m	
	Width of the facade		8.80	m	
	Ground Floor				
	Window	Height	0.77	m	
		Width	2.46	m	
	Door	Height	2.43	m	
		Width	1.23		
	First floor				
	Window	Height	1.00	m	
		Width	1.00	m	
	Front Porch	Depth	2.10	m	
		Width	8.80	m	
	Roof	Height to the roof	6.20	m	
	Elements	No other elements then the door and windows			





120					
	Height of the building		6.44	m	
	Width of the facade		4.44	m	
	Ground Floor				
	Window				
		Height	2.25	m	
		Width	1.46	m	
	Door				
		Height	1.31	m	
		Width	2.22	m	
	First floor				
	Window	Height	0.80	m	
		Width	0.50	m	
	Front Porch	Depth	1.20	m	
		Width	4.44	m	
	Roof	Height to the roof	6.44	m	
	Elements	No other elements then the door and windows.			
163					
	Height of the building		8.60	m	
	Width of the facade		1.52	m	
	Ground Floor				
	Window				
		Height	1.70	m	
		Width	2.40	m	
	Door	Height	2.39,5	m	
		Width	2.40	m	
	First floor				
	Window	Height	1.00	m	
		Width	0.80	m	
	Front Porch	Depth	4.48	m	
		Width	1.52	m	
	Roof	Height to the roof	8.60	m	
	Elements	An opening on the right hand-side of the walkway			





183					
	Height of the building		6.08	m	
	Width of the facade		1.52	m	
	Ground floor				
	Window	Height	1.71,3	m	
		Width	2.33	m	
	Door	Height	2.50	m	
		Width	1.45,5	m	
	First floor				
	Window	Height	0.70	m	
		Width	0.70	m	
	Front Porch	Depth	4.48	m	
		Width	1.52	m	
	Roof	Height tot the roof	6.08	m	
	Elements	Seven round openings over the window and door on the ground floor			
Jalan Tengker					
83					
	Height of the building		6.50	m	
	Width of the facade		3.93	m	
	Ground floor				
	Window				
		Height	2.07	m	
		Width	1.62	m	
	Door				
		Height	2.40	m	
		Width	1.35	m	
	First floor				
	Window	Height	0.80	m	
		Width	0.50	m	
	Front Porch	Depth	1.85	m	
		Width	3.93	m	
	Roof	Height to the roof	6.50	m	
	Elements	No other elements then the door and windows			

142					
	Height of the building		6.60	m	
	Width of the facade		1.94	m	
	Ground Floor				 
	Window				
		Height	1.47	m	
		Width	2.03	m	
	Door				
		Height	2.24	m	
		Width	1.31	m	
	First floor				
	Window	Height	0.80	m	
		Width	0.50	m	
	Front Porch	Depth	1.94	m	
		Width	3.33	m	
	Roof	Height to the roof	6.60	m	
	Elements	No other elements then the door and windows			
177					
	Height of the building		6.14	m	
	Width of the facade		3.58	m	
	Ground Floor				 
	Window				
		Height	1.45	m	
		Width	1.31	m	
	Door				
		Height	2.31	m	
		Width	1.37	m	
	First Floor				
	Windows	Height	0.80	m	
		Width	1.50	m	
	Front Porch	Depth	1.86,5	m	
		Width	3.58	m	
	Roof	Height to the roof	6.14	m	
	Elements	No other elements then the door and windows			

217					
	Height of the building		6.14	m	
	Width of the facade		2.83,5	m	
	Ground Floor				
	Window	Height	1.50	m	
		Width	2.07,5	m	
	Door	Height	2.35,5	m	
		Width	1.30	m	
	First floor				
	Windows	Height	0.60	m	
		Width	0.60	m	
	Front Porch	Depth	2.22	m	
		Width	2.83,5	m	
	Roof	Depth	6.14	m	
	Elements	No other elements then the door and windows			
219					
	Height of the building		6.16	m	
	Width of the facade		2.95	m	
	Ground Floor				
	Window	Height	1.40	m	
		Width	1.94	m	
	Door	Height	2.01	m	
		Width	1.19	m	
	First floor				
	Window	Height	1.50	m	
		Width	0.80	m	
	Front Porch	Depth	2.26	m	
		Width	2.95	m	
	Roof	Height to the roof	6.16	m	
	Elements	No other elements then the door and windows			

251					
	Height of the building		6.06	m	 
	Width of the facade		5.19	m	
	Ground Floor				
	Window				
	Left				
		Height	1.38	m	
		Width	1.31	m	
	Right				
		Height	1.33	m	
		Width	1.31	m	
	Door				
		Height	2.17	m	
		Width	1.37	m	
	First floor				
	Windows	Height	0.70	m	
		Width	0.70	m	
	Front Porch	Depth	2.26	m	
		Width	5.19	m	
	Roof	Height to the roof	6.06	m	
	Elements	An opening on the right hand-side of the walkway			
255					
	Height of the building		6.60	m	 
	Width of the facade		5.23	m	
	Ground Floor				
	Window				
	Left				
		Height	1.25	m	
		Width	1.25	m	
	Right				
		Height	1.33	m	
		Width	1.31	m	
	First floor				
	Windows	Height	0.70	m	
		Width			
	Front Porch	Depth	2.60	m	
		Width	5.23	m	
	Roof	Height to the roof	6.60	m	
	Elements	No other elements then the door and windows			

257						
	Height of the building		3.44	m		
	Width of the facade		2.83	m		
	Ground Floor					
	Window					
		Height	1.22	m		
		Width	2.02	m		
	Door					
		Height	2.09	m		
		Width	1.18	m		
	First floor					
	Window	Height	0.80	m		
		Width	0.80	m		
	Front Porch	Depth	2.36	m		
		Width	2.83	m		
	Roof	Height to the roof	3.44	m		
	Elements	No other elements then the door and windws				
259						
	Height of the building		6.14			
	Width of the facade		3.84	m		
	Ground Floor					
	Window					
		Height	1.24	m		
		Width	1.80	m		
	Door					
		Height	2.21	m		
		Width	1.37	m		
	First Floor					
	Window	Height	1.00	m		
		Width	1.00	m		
	Front Porch	Depth	2.48	m		
		Width	3.84	m		
	Roof	Height to the roof	6.14	m		
	Elements	No other elements then the door and windows				

263					
	Height of the building		6.28	m	
	Width of the facade		2.80	m	
	Ground Floor				
	Window				
		Height	1.23	m	
		Width	1.98	m	
	Door				
		Height	2.23	m	
		Width	1.32	m	
	First floor				
	Window	Height	1.00	m	
		Width	1.00	m	
	Front Porch	Depth	2.42	m	
		Width	2.80	m	
	Roof	Height to the roof	6.28	m	
	Elements	No other elements then the door and windows			