

7.0 THE MODULE

Topic 3: Stories on Moral Values.

Target Group	:	Form 4 (Low English Proficiency)
Lesson	:	One
Objective	:	1.6 Listen to and understand and tell stories on Moral Values such as self-reliance, diligence and public-spiritedness
Sub-skills	:	Understanding sequence
Duration	:	3 periods (approx. 120 min)
Values	:	Self-Reliance, Diligence and Public-Spiritedness
Materials	:	Handouts 1 - 4, Tape of Story.

Notes to the Teacher

1. Teacher divides class into groups of four.
2. Teacher distributes handout 1.

Pre Listening

Task 1 (20 min.) Group work

Students look at the picture series and then sequence them. Each group justifies its sequencing. Teacher elicits/supplies key words. Example of key words: fisherman, fishing-net, mend, fritters, stall, profit, diligent, self-reliant. Teacher writes key words on one corner of the chalkboard.

While Listening

Task 2 (30 min.) Individual - Class work.

Teacher distributes Handout 2. Teacher plays a tape of the story twice. Students listen and complete the text. Teacher discusses the answers.

Task 3 (20 - 30 min.) Individual work.

Teacher distributes Handout 3. Students fill in the bubbles with words and phrases from the cloze text in handout 2. Class discuss the answers.

Speaking

Task 4 (40 min) Group work






Teacher distributes handout 4. One situation for each group. Students discuss and role play the situation. After each group has acted out the situations the rest of the class relate the situation and state the moral values.

(SUGGESTION: Duplicate the role-cards and distribute to the students concerned)

TOPIC 3 - STORIES ON MORAL VALUES

LESSON 1, LEP Handout 1

Instructions : Number the pictures in the correct order in the boxes provided.



Topic 3, Lesson 1 LEP Handout 2

Instruction: Listen to the tape carefully. For the first three paragraphs, underline the correct answers. Then fill in the blanks for the rest of the paragraphs with the suitable words or phrases.

Ali Jusoh is only ten/eleven years old. He lives in Kampung Pantai, Terengganu. When he was seven years old, his parents drowned in the sea during a storm. He has lived with his grandparents ever since.

Ali's grandfather is a farmer/fisherman. Ali often follows his grandfather to sea. During his free time, he helps his grandfather to mend the fishing-nets. "Oh, what a big hole in this net!" his grandfather would say. "Don't worry tok, I will help to mend it soon," Ali would always assure his grandfather.

Besides helping his grandfather, Ali also helps his grandmother to make fish fritters and sell them at the Pasar Tani/Pasar Malam.

Ali _____ his grandparents very much. He knows that they too love him. At an age when most children like playing and enjoying themselves, Ali refuses to stand by and let his grandparents do all the work. Instead, he always _____ them around the home, doing the household chores. He also helps his grandmother to make fish fritters so that they can help earn a little extra money for the family.

Together with his grandmother, he takes the fish fritters to Pasar Tani and sells them there. "Tasty fritters! Delicious fritters! Come and try one," he would _____ the passers-by.


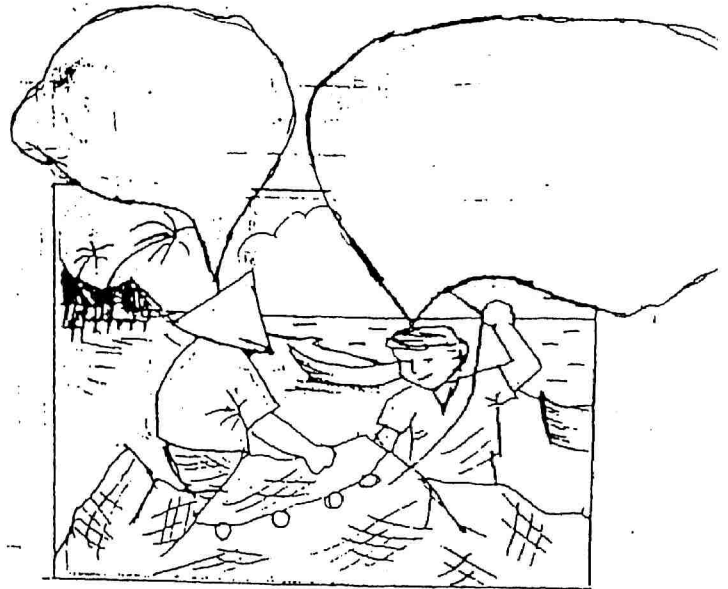
After returning home from the Pasar Tani, the family members would sit together and count the day's profit. "Thank God! We have made a good profit today," Ali would say. "Don't forget that we need to save some for your studies," his grandmother would always remind him.

His grandparents have _____ Ali to give up the work but he would not do so. He is _____ to help them. Every night, Ali _____. He does not neglect his school work. He wants to do well in his studies. He dreams of the day when he can be totally _____ and when he can take care of his grandparents himself.

TOPIC 3 - STORIES ON MORAL VALUES

LESSON 1 LEP/SEP HANDOUT 3

Instructions: Fill in the bubbles with the appropriate speech.



LESSON 1 - TOPIC 3

HANDOUT 4 LEP/SEP

Stories On Moral Values.

Instructions: *Read the situation. Act out the situation with the help of the role cards provided.*

- a. Puan Rosnah is a poor widow with 3 young children. She makes and sells *kuih* and *nasi lemak* to bring up her children. Her children help her to sell the *kuih* and *nasi lemak* around the neighbourhood before going to school.
- b. Anthony cannot walk. He moves around in a wheelchair. He is handicapped. But he goes to school every morning. Sometimes his friends help him to buy food and drinks from the canteen during recess time.
- c. Kim Seng lost his parents in an accident. He is an orphan. He stays in Rumah Harapan, an orphanage. He is very sick. He needs to go for an expensive operation. He's now in hospital. His friends have come to visit him and to inform him that they have collected some donations for him.
- d. Mrs. Thomas is an old lady. She lives alone. She grows her own vegetables and ~~keeps~~^{rears} her own chickens. She sells the extra eggs and vegetables to her neighbours. Sometimes the neighbours visit her and give her some food.

TOPIC 3 LESSON 1 SEP/LEP
HANDOUT 4

SITUATION A TASK 4

A. Role-card - Puan Rosnah.

You are a poor widow with three children.(Shida, Shafiq and Shima) Your children help to sell kuih and nasi lemak around the neighbourhood before going to school.

A. Role-card - Shida (First daughter)

You are the eldest daughter. You are thirteen years old. You must get up early to help your mother prepare the nasi lemak and kuih. You are a responsible girl.

A. Role-card - Shafiq.

You are ten years old. You are the only son. Before going to school, you go around the neighbourhood selling nasi lemak and kuih. Your sister Shima helps you.

A. Role-card - Shima.

You are seven years old. You are the youngest in the family. Every morning you help your brother to sell kuih and nasi lemak before going to school.

A. Role-card - Devind.

You are Puan Rosnah's neighbour. You always buy nasi lemak from Puan Rosnah's children before going to office.

A. Role-card - Ah Chong.

You are Puan Rosnah's neighbour. You are very generous. You always ask Shafiq and Shima to keep the change when you buy the kuih or nasi lemak from them.

A. Role-card - Erman.

You are Puan Rosnah's neighbour. You are a grumpy old man. You are always complaining and grumbling about the kuih and nasi lemak.

B. Role-card - Anthony.

You are handicapped. You move around in a wheel chair. You go to a regular school. During recess, your friends help you to buy food from the canteen.

B. Role-card - Teacher (Mrs. Lim)

You are Anthony 's class teacher. You like him and always encourage him. You also praise him for his diligence and self-reliance.

B. Role-card - Richard.

You are Anthony's classmate. You sit next to him. You like him very much. You are his best friend. You always help him to buy food from the canteen.

B. Role-card - Arjan.

You are Anthony's classmate. You always make fun of him and disturb him.

B. Role-card - Halim.

You are Anthony's classmate. You sit behind him. You always help him in his homework and studies.

C Role-card - Kim Seng

You are an orphan. You are very sick and in the hospital. You have to undergo an expensive operation. You are feeling sad because you do not have the money to do the operation.

C Role-card - Doctor

You are a doctor. You have examined Kim Seng. You have found him to be very sick. You inform him that he needs an expensive operation.

C Role-card - Welfare officer

You are a welfare officer in Rumah Harapan. You have come to visit Kim Seng. You console him and tell him that half the money ^{needed} has been collected.

C Role-card - Iknil

You are Kim Seng's friend. You have come to visit him. You inform him that his friends have collected a lot of money for his operation.

C Role-card - Gopal

You are Kim Seng's classmate. You have come to visit him. You have brought some fruits for him. You encourage Kim Seng ^{and} ^{him} to cheer up.

C Role-card - Suzana

You are Kim Seng's classmate. You have come to visit Kim Seng. You heard the good news of the donations and you decide to sing him a happy song.

D Role card - Mrs. Thomas

You are an old lady. You live alone. You have your own vegetable garden. You keep^{rears} your own chickens. You, sometimes sell the eggs and vegetables to your neighbours.

D Role card - Mrs. Chong

You are Mrs. Thomas's neighbour. You buy vegetables and eggs from her. Sometimes when you are free, you visit her for a chat.

D Role card - Mr. Harjit

You are Mrs. Thomas's neighbour. You are a helpful person. Sometimes you help Mrs. Thomas to repair and fix her broken things.

D Role card - Gurdip

You live near Mrs. Thomas. You are fifteen years old. You are a good boy. You like to help Mrs. Thomas to buy things from the shops. Sometimes you help her to clean the garden.

Topic 3: Lesson 1 SEP

Topic 3: Stories on Moral Values

Target Group	:	Form 4 (Some English Proficiency)
Lesson	:	One
Objective	:	1.6 Listen to and understand and tell stories on Moral Values such as self- reliance, diligence and public-spiritedness
Duration	:	3 periods (approx. 120 min)
Values	:	Self-Reliance, Diligence and Public-Spiritedness
Materials	:	Handouts 1 - 4, Tape of Story.

Notes to the Teacher

1. Teacher divides class into groups of four.
2. Teacher distributes handout 1.

Pre-Listening

Task 1 (20 min.) Group work

Students look at the picture series and then sequence them. Each group justifies its sequencing. Teacher elicits/supplies key words. Example of key words: fisherman, fishing-net, mend, fritters, stall, profit, diligent, self-reliant. Teacher writes key words on one corner of the chalkboard.

While Listening

Task 2 (30 min.) Individual - Class work.

Teacher distributes Handout 2. Teacher plays a tape of the story twice. Students listen and complete the text. Teacher discusses the answers.

Task 3 (20 - 30 min.) Individual work


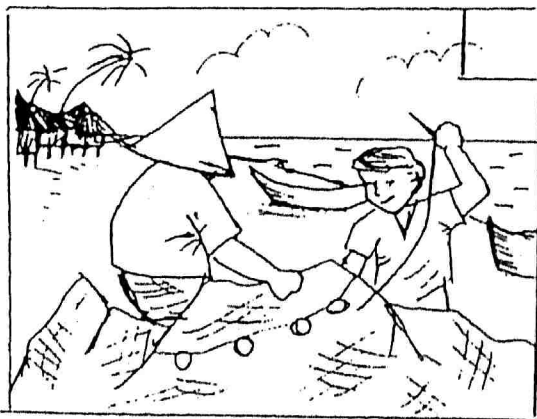


Teacher distributes Handout 3. Students fill in the bubbles with words and phrases of their own. Class discuss the answers.

Speaking

Task 4 (40 min) Group work

Teacher distributes handout 4. One situation for each group. Students discuss and role play the situation. After each group has acted out the situations the rest of the class relate the situation and state the moral values.

Instructions : Number the pictures in the correct order in the boxes provided.



Topic 3, Lesson 1 SEP
Handout 2

Student's copy

Instructions: Listen to the tape carefully. Then fill in the blanks with the suitable words or phrases.

Ali Jusoh is only eleven years old. He lives in Kampung Pantai, Terengganu. When he was seven years old, his parents ~~were~~ drowned in the sea during a storm. He has lived with his grandparents ever since.

Ali's grandfather is a fisherman. Ali often follows _____. During his free time, he helps his grandfather _____.

Besides helping his grandfather, Ali also helps his grandmother _____ and sells them at the Pasar Tani.

Ali _____ his grandparents very much. He knows that they too love him. At an age when most children are playing and enjoying themselves, Ali refuses to stand by and let his grandparents do all the work. Instead, he always _____ them around at home doing the household chores. He also helps his grandmother to make fish fritters so that they can help earn a little extra money for the family.

Together with his grandmother, he takes the fish fritters to the Pasar Tani and sells them there.

After returning home from the Pasar Tani, the family members will sit together and count the day's _____.

Meanwhile, his grandparents have _____ Ali to give up the work but he will not do so. He is _____ to help them. Every night, Ali _____. He does not neglect his school work. He wants to do well in his studies. He dreams of the day when he will be totally _____ and when he can take care of his grandparents himself.

Topic 3, Lesson 1 SEP
Handout 2

Teacher's copy

Instructions: Listen to the tape carefully. Then fill in the blanks with the suitable words or phrases.

Ali Jusoh is only eleven years old. He lives in Kampung Pantai, Terengganu. When he was seven years old, his parents ~~were~~ drowned in the sea during a storm. he has lived with his grandparents ever since.

Ali's grandfather is a fisherman. Ali often follows his grandfather to the sea. During his free time, he helps his grandfather to mend the fishing-nets.

Besides helping his grandfather, Ali also helps his grandmother to make fish fritters and sells them at the Pasar Tani.

Ali ~~loves~~ his grandparents very much. He knows that they too love him. At an age when most children are playing and enjoying themselves, Ali refuses to stand by and let his grandparents do all the work. Instead, he always helps them around at home doing the household chores. He also helps his grandmother to make fish fritters so that they can help earn a little extra money for the family.

Together with his grandmother, he takes the fish fritters to the Pasar Tani and sells them there.




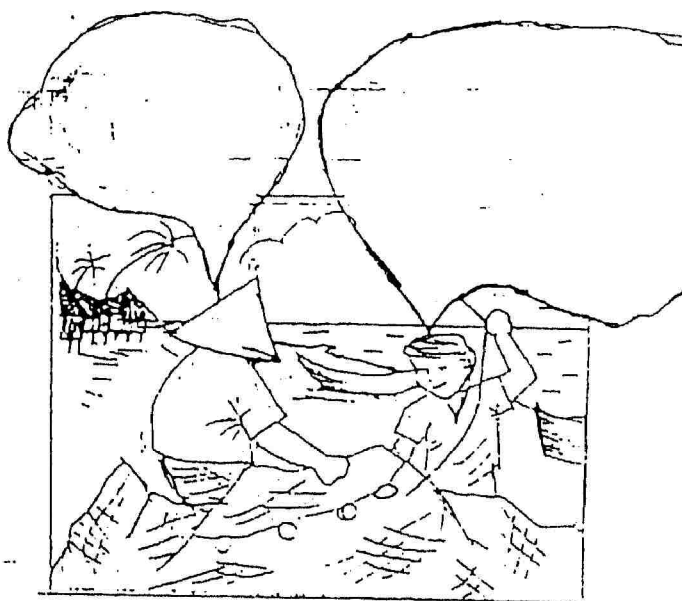
After returning home from the Pasar Tani, the family members will sit together and count the day's profit.

Meanwhile, his grandparents have urged Ali to give up the work but he will not do so. He is determined to help them. Every night, Ali studies hard . He does not neglect his school work. He wants to do well in his studies. He dreams of the day when he will be totally self-reliant and when he can take care of his grandparents himself.

TOPIC 3 - STORIES ON MORAL VALUES

LESSON 1 LEF/SEP HANDOUT 3

Instructions: Fill in the bubbles with the appropriate speech.



LESSON 1 - TOPIC 3

HANDOUT 4 LEP/SEP

Stories On Moral Values.

Instructions: *Read the situation. Act out the situation with the help of the role cards provided.*

- a. Puan Rosnah is a poor widow with 3 young children. She makes and sells *kuih* and nasi lemak to bring up her children. Her children help her to sell the *kuih* and *nasi lemak* around the neighbourhood before going to school.
- b. Anthony cannot walk. He moves around in a wheelchair. He is handicapped. But he goes to school every morning. Sometimes his friends help him to buy food and drinks from the canteen during recess time.
- c. Kim Seng lost his parents in an accident. He is an orphan. He stays in Rumah Harapan, an orphanage. He is very sick. He needs to go for an expensive operation. He's now in hospital. His friends have come to visit him and to inform him that they have collected some donations for him.
- d. Mrs. Thomas is an old lady. She lives alone. She grows her own vegetables and keeps her own chickens. She sells the extra eggs and vegetables to her neighbours. Sometimes the neighbours visit her and give her some food.

TOPIC 3 LESSON 1 SEP/LEP
HANDOUT 4

SITUATION A TASK 4

A. Role-card - Puan Rosnah.

You are a poor widow with three children.(Shida, Shafiq and Shima) Your children help to sell kuih and nasi lemak around the neighbourhood before going to school.

A. Role-card - Shida (First daughter)

You are the eldest daughter. You are thirteen years old. You must get up early to help your mother prepare the nasi lemak and kuih. You are a responsible girl.

A. Role-card - Shafiq.

You are ten years old. You are the only son. Before going to school, you go around the neighbourhood selling nasi lemak and kuih. Your sister Shima helps you.

A. Role-card - Shima.

You are seven years old. You are the youngest in the family. Every morning you help your brother to sell kuih and nasi lemak before going to school.

A. Role-card - Devind.

You are Puan Rosnah's neighbour. You always buy nasi lemak from Puan Rosnah's children before going to office.

A. Role-card - Ah Chong.

You are Puan Rosnah's neighbour. You are very generous. You always ask Shafiq and Shima to keep the change when you buy the kuih or nasi lemak from them.

A. Role-card - Erman.

You are Puan Rosnah's neighbour. You are a grumpy old man. You are always complaining and grumbling about the kuih and nasi lemak.

B. Role-card - Anthony.

You are handicapped. You move around in a wheel chair. You go to a regular school. During recess, your friends help you to buy food from the canteen.

B. Role-card - Teacher (Mrs. Lim)

You are Anthony 's class teacher. You like him and always encourage him. You also praise him for his diligence and self-reliance.

B. Role-card - Richard.

You are Anthony's classmate. You sit next to him. You like him very much. You are his best friend. You always help him to buy food from the canteen.

B. Role-card - Arjan.

You are Anthony's classmate. You always make fun of him and disturb him.

B. Role-card - Halim.

You are Anthony's classmate. You sit behind him. You always help him in his homework and studies.

C Role-card - Kim Seng

You are an orphan. You are very sick and in the hospital. You have to undergo an expensive operation. You are feeling sad because you do not have the money to do the operation.

C Role-card - Doctor

You are a doctor. You have examined Kim Seng. You have found him to be very sick. You inform him that he needs an expensive operation.

C Role-card - Welfare officer

You are a welfare officer in Rumah Harapan. You have come to visit Kim Seng. You console him and tell him that half the money has been collected.

C Role-card - Iknil

You are Kim Seng's friend. You have come to visit him. You inform him that his friends have collected a lot of money for his operation.

C Role-card - Gopal

You are Kim Seng's classmate. You have come to visit him. You have brought some fruits for him. You encourage Kim Seng ^{and} ^{him} to cheer up.

C Role-card - Suzana

You are Kim Seng's classmate. You have come to visit Kim Seng. You heard the good news of the donations and you decide to sing him a happy song.

D Role card - Mrs. Thomas

You are an old lady. You live alone. You have your own vegetable garden. You keep your own chickens. You, sometimes sell the eggs and vegetables to your neighbours.

D Role card - Mrs. Chong

You are Mrs. Thomas's neighbour. You buy vegetables and eggs from her. Sometimes when you are free, you visit her for a chat.

D Role card - Mr. Harjit

You are Mrs. Thomas's neighbour. You are a helpful person. Sometimes you help Mrs. Thomas to repair and fix her broken things.

D Role card - Gurdip

You live near Mrs. Thomas. You are fifteen years old. You are a good boy. You like to help Mrs. Thomas to buy things from the shops. Sometimes you help her to clean the garden.

TOPIC 3 - STORIES ON MORAL VALUES

Target group	:	Form 4 (Low/Some English Proficiency)
Lesson	:	Reading
Duration	:	4 periods (approx. 160 mins)
Objectives	:	2.6 Read and understand; locate main ideas and supporting details; follow sequence of events and ideas; predict outcomes; find proof to support statements; locate cause and effects of relationships; and draw conclusions from stories on moral values, such as self-reliance, diligence and public-spiritedness.
Sub-skills	:	Inferring, summarising.
Values	:	Self-reliance, diligence, public-spiritedness

Materials required: Picture, handouts 1 - 5, dictionaries

PRE-READING

Task 1 (20 - 30 mins.)

Group work

Teacher divides class into groups of 4 or 5, and distributes pictures and handout 1 to each group. Students study the picture, discuss and answer the questions collectively. Students need not answer in complete sentences.

Task 2 (10 - 15 mins.)

Group work

Leader of each group gives answers to questions.

WHILE -READING

Task 1 (10 - 15 mins.)

Individual work

Teacher distributes handout 2. Silent reading. Teacher reads aloud.

Task 2 (10 – 15 mins.)

Pair work

Teacher distributes handout 3 – vocabulary work. Students complete activity 1. Teacher encourages the use of dictionaries. Teacher checks/explains the meanings of words. Students complete activity 2. Teacher checks answers. Students complete activity 3. Teacher checks answers.

Task 3 (10 – 15 mins.)

Individual work

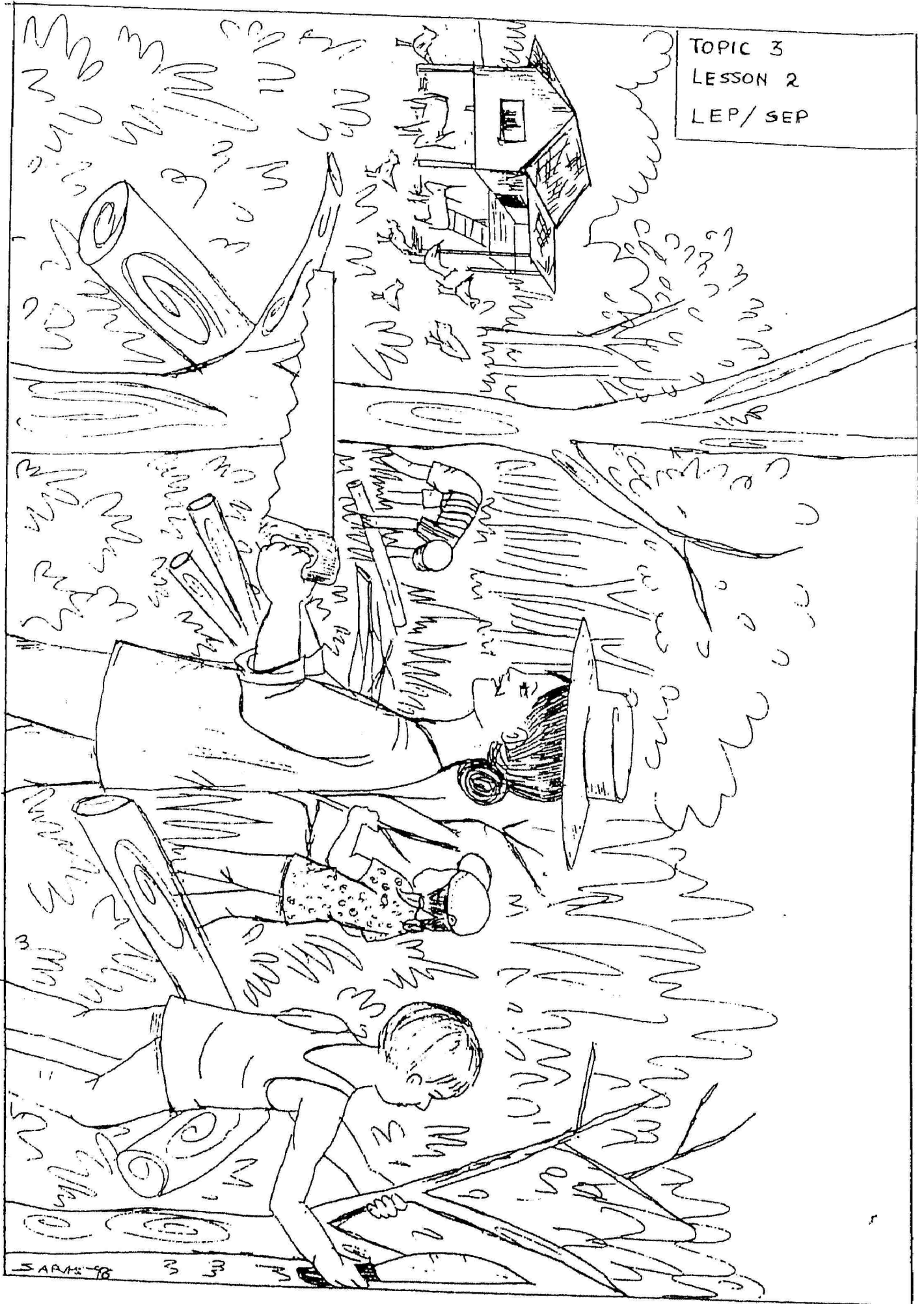
Teacher distributes handout 4. Students complete activity. Teacher checks answers.

POST-READING

SUMMARY WRITING (80 mins.)

Group work

Teacher distributes handout 5. Students complete flow-chart. Activity 4(a). Teacher checks answers. Students complete Activity 4(b) – to be handed up to teacher.



1. What do you see in the picture?
2. Where are the people?
3. What is the woman doing?
4. What are the children doing?
5. Why do you think they are doing this?
6. Why do you think there are goats and chickens in the picture?

Topic 3 Lesson 2 LEP

Task 1, Handout 2

Mrs. Baroshah is a brave woman. When her husband died five years ago, she was jobless and had no money. But she had to bring up her children.

"I must be brave. I must be independent. I must not let my children down." she told her neighbours when they came to console her.

She did not waste her time crying over her problems. Using her son's bicycle, she went around her hometown, Kg. Indah, selling 'pisang goreng' and curry puffs. She sold fruits at night, in front of her house.

She managed to save a little money and got contracts to clear land with a rented bulldozer. The profits were divided among herself, the driver and the owner of the bulldozer.

When her children begged her to rest, she told them, "We must be self-reliant. Only then, can I send you to the university as your father wished."

The diligent women then, went further. She bought five acres of land which was covered with jungle, with her savings. After the tress had been cut she sawed the trunks and sold them as firewood. She worked from morning till evening. She was determined that her children would get the best education.

She kept telling herself everyday, "I must succeed. I must not give up. My children must not suffer." Then all the unwanted branches and leaves had to be burnt before she started ploughing the land. Her children willingly helped her after school. She only had her children to help her.

Since that time five years ago, Mrs. Baroshah has bought another five acres of land. About half of it has been planted with 'ciku' and another half with mangoes. She also rears goats and chickens and is planning to set up a factory to make mango jam.

Although the early years were very difficult for Mrs. Baroshah and her children, she is now happy and has a comfortable monthly income. She does not regret working so hard. "I had to be diligent for the sake of my children." she says whenever she is praised by her neighbours. Her hard work has not only made her a strong person but shown that if a person is diligent, self-reliant and independent in times of trouble, he can be successful in life.

TOPIC 3: LESSON 2
Handout 3 LEP

Vocabulary work

TASK 2

Activity 1

Match the words in column A with the meanings in column B.

Column A	Column B
looks after	brave
payment for work	independent
firm in mind	console
not afraid	contracts
experience difficulties	sawed
comfort	determined
legal agreements	suffer
cut off with a saw	rears
feels sorry	income
self-reliant	regrets

TASK 2

Activity 2

Fill in each of the blanks with one correct word from the passage.

1. Sofian _____ not studying hard because now he cannot enter the university.
2. When Mary's mother died, many friends came to _____ her.
3. The _____ boy saved his sister from drowning.
4. If you do not study hard now, you will _____ later.
5. Asha is _____ to win the race, so she practises every evening.

TASK 2
Activity 3

ENGLISH IS FUN

*Locate as many words as possible found in the passage in the word puzzle below.
They may be found horizontally, vertically or diagonally.*

U	N	I	V	E	R	S	I	T	Y	X	A	S	B	H	Z
C	B	N	T	V	H	U	S	B	A	N	D	N	T	O	M
P	C	Z	X	T	W	N	J	O	T	C	U	M	E	M	W
O	W	V	Y	N	T	O	O	T	B	H	T	X	Y	E	G
F	I	T	V	E	F	G	B	H	B	C	Y	W	N	W	R
G	D	R	E	A	M	B	X	Y	Z	M	N	P	Q	O	A
X	O	T	W	V	N	T	D	B	S	U	F	F	E	R	D
Z	W	C	F	D	E	N	T	E	T	S	T	U	I	K	U
B	N	F	A	C	T	O	R	Y	L	T	U	B	C	B	A
A	C	H	I	L	D	R	E	N	B	I	W	V	Z	S	T
S	X	Y	Z	N	M	T	U	Z	X	C	C	O	T	M	E
S	B	O	P	R	O	F	I	T	S	M	Z	I	V	C	S
H	U	W	Z	Y	B	A	S	T	U	V	U	W	O	N	P
U	L	X	E	A	G	M	P	T	X	R	F	G	H	U	Q
M	L	Y	F	B	A	I	Q	U	F	A	S	O	I	V	S
T	D	U	F	C	I	L	R	B	Y	B	U	P	J	U	A
W	O	B	O	D	J	Y	S	Z	S	C	C	Q	K	X	V
O	Z	T	R	E	K	M	O	R	Z	D	C	R	L	Y	E
M	E	O	T	F	L	N	A	B	C	E	E	S	M	Z	W
T	R	M	H	O	M	E	T	O	W	N	E	T	N	A	B
B	X	Z	V	W	R	T	M	X	Z	B	D	C	D	T	N

TASK 2
Activity 3

Teacher's Copy
ENGLISH IS FUN

Locate as many words as possible found in the passage in the word puzzle below.
They may be found horizontally, vertically or diagonally.

U	N	I	V	E	R	S	I	T	Y	X	A	S	B	H	Z
C	B	N	T	V	H	U	S	B	A	N	D	N	T	O	M
P	C	Z	X	T	W	N	J	O	T	C	U	M	E	M	W
O	W	V	Y	N	T	O	B	H	B	H	T	X	Y	E	G
F	I	T	V	E	F	G	X	Y	Z	C	Y	W	N	O	R
G	D	R	E	A	M	B	D	B	S	M	N	P	Q	E	A
X	O	T	W	V	N	T	D	E	T	U	F	F	I	K	D
Z	W	C	F	D	E	N	T	Y	L	S	T	U	C	B	U
B	N	F	A	C	T	O	R	E	N	I	W	V	Z	S	A
A	C	H	I	L	D	R	E	N	B	C	W	O	T	M	T
S	X	Y	Z	N	M	T	U	Z	X	M	C	I	V	C	E
S	B	O	P	R	O	F	I	T	S	U	Z	W	O	C	N
H	U	W	Z	Y	B	A	S	T	U	V	U	I	H	U	P
U	L	X	E	A	G	A	P	T	X	R	F	G	O	V	Q
M	L	Y	F	B	A	I	Q	U	F	A	S	O	I	U	S
T	D	U	F	C	I	L	R	B	Y	B	U	P	J	X	A
W	O	B	O	D	J	Y	S	Z	S	C	C	Q	K	Y	V
O	Z	T	R	E	K	M	O	R	Z	D	C	R	L	Z	W
M	E	O	T	F	L	N	A	B	C	E	E	S	M	A	B
T	R	M	H	O	M	E	T	O	W	N	E	T	N	T	N
B	X	Z	V	W	R	T	M	X	Z	B	D	C	D		

1. WIDOW
2. JOB
3. DUTY
4. CHILDREN
5. HUSBAND
6. FAMILY
7. FRUITS
8. HOMETOWN
9. DELICIOUS
10. HOMEWORK

11. SAVE
12. BULLDOZER
13. PROFITS
14. DREAM
15. UNIVERSITY
16. SUCCEED
17. SUFFER
18. EFFORT
19. REARS
20. FACTORY

TOPIC 3, LESSON 2 LEP
Handout 4

Answer the following questions based on the passage.

1. When did Mrs. Baroshah's husband die?

2. What did Mrs. Baroshah do in the beginning to earn money for her children?

3. Who helped her to clear the five acres of land she bought in the beginning?

4. What did she tell herself everyday?

5. Name the fruits grown on her land.

6. How many acres of land did she have at the end?

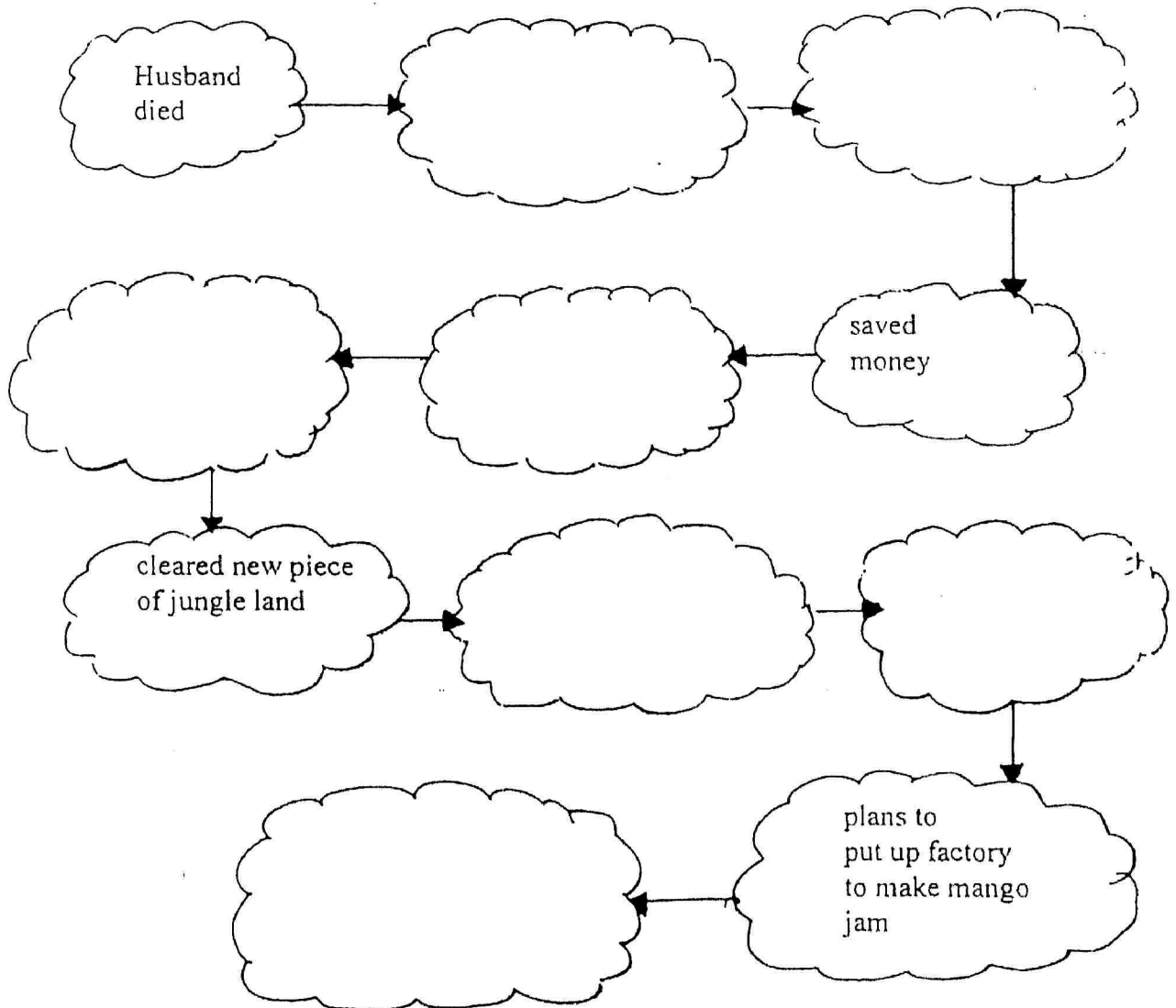
7. Why do you think Mrs. Baroshah worked hard?

8. Name the moral value shown in the story.

TOPIC 3: LESSON 2
Handout 5 LEP/SEP

Activity 4 (a)

Complete the flow-chart below using the information provided.



- got more money
- grew fruit trees
- was jobless, had no money
- sold goreng pisang, fruits

- life is more comfortable now
- obtain contracts to clear land
- bought more land

TOPIC 3, LESSON 2
Handout 5 LEP/SEP

Activity 4 (b)

Using the information in the flow-chart, write a summary in not more than 80 words.

This image shows a single sheet of white paper with horizontal ruling lines. The lines are evenly spaced and run across the width of the page. There are approximately 20 lines visible. The paper appears slightly aged or off-white. There is no handwriting or other markings on the page.

TOPIC 3 - STORIES ON MORAL VALUES

Target group	:	Form 4 (Low/Some English Proficiency)
Lesson	:	Reading
Duration	:	4 periods (approx. 160 mins)
Objectives	:	2.6 Read and understand; locate main ideas and supporting details; follow sequence of events and ideas; predict outcomes; find proof to support statements; locate cause and effects of relationships; and draw conclusions from stories on moral values, such as self-reliance, diligence and public-spiritedness.
Sub-skills	:	Inferring, summarising.
Values	:	Self-reliance, diligence, public-spiritedness

Materials required: Picture, handouts 1 - 5, dictionaries

PRE-READING

Task 1 (20 - 30 mins.)

Group work

Teacher divides class into groups of 4 or 5, and distributes pictures and handout 1 to each group. Students study the picture, discuss and answer the questions collectively. Students need not answer in complete sentences.

Task 2 (10 - 15 mins.)

Group work

Leader of each group gives answers to questions.

WHILE -READING

Task 1 (10 - 15 mins.)

Individual work

Teacher distributes handout 2. Silent reading. Teacher reads aloud.

Task 2 (10 – 15 mins.)

Pair work

Teacher distributes handout 3 – vocabulary work. Students complete activity 1. Teacher encourages the use of dictionaries. Teacher checks/explains the meanings of words. Students complete activity 2. Teacher checks answers. Students complete activity 3. Teacher checks answers.

Task 3 (10 – 15 mins.)

Individual work


Teacher distributes handout 4. Students complete activity. Teacher checks answers.

POST-READING

SUMMARY WRITING (80 mins.)

Group work

Teacher distributes handout 5. Students complete flow-chart. Activity 4(a). Teacher checks answers. Students complete Activity 4(b) – to be handed up to teacher.



TOPIC 3, LESSON 2 (LEP/SEP) Handout 1

1. What do you see in the picture?
2. Where are the people?
3. What is the woman doing?
4. What are the children doing?
5. Why do you think they are doing this?
6. Why do you think there are goats and chickens in the picture?

TOPIC 3 , LESSON 2 SEP
TASK 1 , HANDOUT 2

Mrs. Baroshah is a widow. Five years ago when her husband passed away she was left with no money and without a job. Without *hesitation*, she told herself that it was her duty now to ensure a reasonably good life for her children. Whenever she was sad and wanted to give up, she kept remembering her husband's last word, "Keep the family together. Give them the best. Never give up."

Without wasting any¹time, she started selling 'pisang goreng' and curry puffs on her son's bicycle. "Hot 'pisang goreng', delicious curry puffs", she shouted while cycling around Kg. Indah, her hometown. At night she sold fruits in front of her house. Her five children helped her whenever they could. However, she made sure that they only left their house after completing their homework. To her, her children's studies were of utmost *importance*^{and}, the reason why she worked so hard.

She managed to save more money and got *contracts* to clear land with a rented bulldozer. The profits were *divided* among herself, the driver and the owner of the bulldozer. She worked day and night and her children were worried for their mother's health.

"Mum, you shouldn't work so hard. Rest a while. Let us help you."

"No, you must study hard. It was your father's dream to see all five of you make it to the university. All of you must make it."

As time went on, she *accumulated* more savings. She then went on to buy jungle land and work¹ on it all by herself - cutting the trees, clearing the stumps and removing them herself. She worked day and night. Whenever she was down and wanted to give up, she kept hearing her husband's words, "You can do it. You have to do it." She then reminded herself, "I must *succeed*. I must not give up. My children must not suffer."

Once the land was cleared, she planted half the land with 'ciku' and the other half with mangoes. After about five years her efforts¹ paid off. She was able to sell her own fruits, from her own land. She became well-known because her fruits were of good quality.

Soon, she *managed* to buy another five acres of land. On this land she grew other kinds of fruits like 'durians' and mangosteens. She ^{now} ~~also~~ rears goats and chickens on her land and she is planning to set up a factory to make jam and bottle her fruits.

Although the early years were very difficult for Mrs. Baroshah and her children, she is now *extremely* happy and leads a comfortable life with a regular income. All her children are university graduates and very successful. They visit her regularly and they *appreciate* their mother's *sacrifices*.

She now does a lot of social work. Last year she was given "The Mother of the Year Award"

TOPIC 3, LESSON 2
Handout 3 SEP

Vocabulary work

TASK 2
Activity 1

Match the words in column A with the meanings in column B.

Column A	Column B
hesitation	shared
importance	are thankful for
contracts	hardwork and effort
divided	do well
accumulated	tenders/agreement
succeed	necessity
rears	wasting time
extremely	was able
appreciate	saved
sacrifices	keeps
managed	very

TASK 2
Activity 2

Fill in the blanks with a correct word from the passage.

1. Pak Ali _____ all his wealth when he was young.
2. Anyone can _____ if he works hard.
3. Ahmad was _____ rude, so his mother punished him.
4. We should always _____ what our parents do for us.
5. The _____ to build the bridge was given to Mrs. Baroshah.
6. She came forward to help without any _____.
7. They _____ the mango equally among themselves.
8. Although the Maths paper was difficult the student _____ to answer all the questions.
9. Aminah _____ rabbits as a hobby.
10. Mr. Lee used a bulldozer to clear the _____ from his land.

TASK 2

Activity 3

ENGLISH IS FUN

Locate as many words as possible found in the passage in the word puzzle below.
They may be found horizontally, vertically or diagonally.

Z	M	W	G	R	A	D	U	A	T	E	S	P	Q	S	A	V	E	W	B	N
H	O	M	E	W	O	R	K	B	S	M	C	N	U	V	U	X	Y	Z	A	T
B	T	E	Y	N	Q	E	I	C	Z	T	V	O	H	I	J	K	L	M	N	D
S	N	M	X	W	P	F	U	B	V	O	I	W	G	O	P	Q	R	S	T	C
A	D	U	T	Y	N	F	T	U	W	C	Z	U	F	S	U	C	C	E	E	D
X	N	C	H	C	M	U	S	T	I	C	M	V	R	A	B	C	D	E	N	B
Y	A	T	B	B	Z	S	T	L	B	X	S	U	X	F	Y	S	Z	C	W	Z
T	B	O	T	H	Y	B	E	Y	N	Z	T	T	U	B	Z	R	B	O	X	
I	S	J	O	B	X	D	T	R	E	U	I	S	P	Q	R	S	O	A	T	M
S	U	N	O	G	B	T	N	O	R	T	F	A	M	I	L	Y	M	N	E	T
R	H	W	T	F	M	N	E	T	D	M	O	B	G	A	I	J	K	L	M	R
E	V	T	N	E	A	V	D	C	L	N	R	Y	A	B	C	D	E	F	O	W
V	T	X	Y	V	E	W	F	A	I	Z	P	Z	E	F	F	O	R	T	H	V
I	N	Z	V	T	R	T	C	F	H	Y	O	W	X	Y	U	B	T	O	M	Z
N	B	C	W	I	D	O	W	N	C	X	3	J	L	L	D	O	Z	E	R	X

TASK 2

Activity 3

Teacher's Copy

ENGLISH IS FUN

Locate as many words as possible found in the passage in the word puzzle below.
They may be found horizontally, vertically or diagonally.

U	N	I	V	E	R	S	I	T	Y	X	A	S	B	H	Z
C	B	N	T	V	H	U	S	B	A	N	D	N	T	O	M
P	C	Z	X	T	W	N	J	O	T	C	U	M	E	M	W
O	W	V	Y	N	T	O	O	T	B	H	T	X	Y	E	G
F	I	T	V	E	F	G	B	H	B	C	Y	W	N	W	R
G	D	R	E	A	M	B	X	Y	Z	M	N	P	Q	O	A
X	O	T	W	V	N	T	D	B	S	U	F	F	E	R	D
Z	W	C	F	D	E	N	T	E	T	S	T	U	I	K	U
B	N	F	A	C	T	O	R	Y	L	T	U	B	C	B	A
A	C	H	I	L	D	R	E	N	B	I	W	V	Z	S	T
S	X	Y	Z	N	M	T	U	Z	X	C	C	O	T	M	E
S	B	O	P	R	O	F	I	T	S	M	Z	I	V	C	S
H	U	W	Z	Y	B	A	S	T	U	V	U	W	O	N	P
U	L	X	E	A	G	M	P	T	X	R	F	G	H	U	Q
M	L	Y	F	B	A	I	Q	U	F	A	S	O	I	V	S
T	D	U	F	C	I	L	R	B	Y	B	U	P	J	U	A
W	O	B	O	D	J	Y	S	Z	S	C	C	Q	K	X	V
O	Z	T	R	E	K	M	O	R	Z	D	C	R	L	Y	E
M	E	O	T	F	L	N	A	B	C	E	E	S	M	Z	W
T	R	M	H	O	M	E	T	O	W	N	E	T	N	A	B
B	X	Z	V	W	R	T	M	X	Z	B	D	C	D	T	N

1. WIDOW
2. JOB
3. DUTY
4. CHILDREN
5. HUSBAND
6. FAMILY
7. FRUITS
8. HOMETOWN
9. DELICIOUS
10. HOMEWORK

11. SAVE
12. BULLDOZER
13. PROFITS
14. DREAM
15. UNIVERSITY
16. SUCCEED
17. SUFFER
18. EFFORT
19. REARS
20. FACTORY

TASK 3

Answer the following questions based on the passage.

1. When did Mrs. Baroshah's husband die?

2. How did Mrs. Baroshah earn her living?

She earned her living by _____

3. When did her children help her?

4. Name the fruits grown on her land.

5. How many acres of land did she have at the end?

6. Why do you think she worked hard?

She worked hard because _____

7. Give the name of the award that she received.

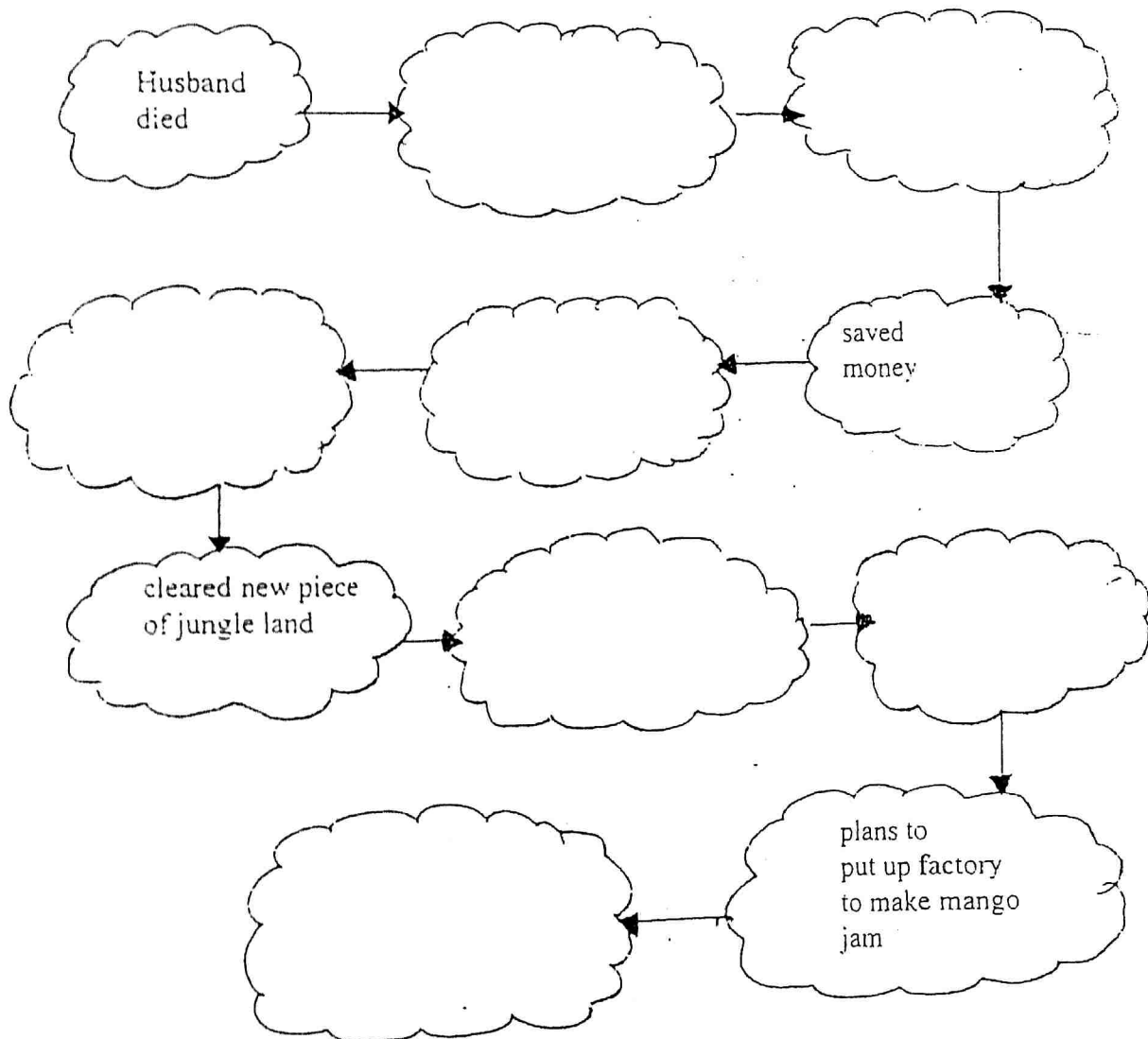
8. What are her children doing now?

9. How does Mrs. Baroshah spends her time now?

10. Name the moral values shown in this story.

Activity 4 (a)

Complete the flow-chart below using the information provided.



- got more money
- grew fruit trees
- was jobless, had no money
- sold goreng pisang, fruits

- life is more comfortable now
- obtain contracts to clear land
- bought more land

Activity 4 (b)

Using the information in the flow-chart, write a summary in not more than 80 words.

Topic 3 - Stories on Moral Values

Target group	: Form 4 (Some English Proficiency)
Lesson 3	: Writing
Duration	: 5 Periods (approx. 200 mins)
Objective	: 3.4 Write stories on moral values such as self-reliance, diligence and public-spiritedness.
Sub-skills	: Developing coherence and cohesion, processes in writing - planning, drafting, revising and editing.
Values	: Diligence, self-reliance and public-spiritedness.
Materials required	: Tape with song "We are the Champions", audio cassette player, Handout 1 - 4 tape of interview.

Pre-writing (40 mins)

Task 1 (30 mins) Individual work

Teacher plays song once. Teacher distributes Handout 1 (lyrics of song). Teacher plays the song again. Teacher reads lyrics of song. Teacher plays the song again and class sings along. Teacher discusses the lyrics, highlighting the moral values. Teacher discusses/ explains the imagery used for diligence, self-reliance and determination.

Task 2 (10 mins) Pair work.

Teacher distributes Handout 2 Students carry out activity. N.B. Teacher should accept any appropriate answers with justification.

While writing

Task 1. (20 mins) Individual-Group work.

Teacher divides class into groups of 4 to 5. Teacher plays pre-recorded interview. Teacher distributes Handout 3. (Incomplete Interviews) Teacher plays tape again and students complete the handout. Teacher checks answers.

Task 2 (30 mins) Group work

Teacher distributes Handout 4 (questions on interview) Students answer, teacher checks.

Task 3 (30 mins) Group work

Students sequence the events with the help of answers in the Handout 4. Teacher checks.

Task 4 (70-80 mins) Group work

Teacher explains use of direct speech in stories. Students write story based on the story line in Task 2 and add any other relevant details.

We Are The Champions

I've paid my dues
Time after time,
I've done my sentence
But committed no crime

And bad mistakes
I've made a few
I've had my share of sand
kicked in my face,
but I've come through.

Chorus

*We are the champions my friend,
And we'll keep on fighting to the end.
We are the champions,
No time for losers,
'cause we are the champions of the world.*





I've taken my bows
And my curtain calls.
You brought me fame and fortune
and everything that goes with it.
I thank you all,
But it's been no bed of roses.
No pleasure cruise
I consider it a challenge
before all the human race
That I never lose.

Chorus

HANDOUT2 LEP
TOPIC 3 LESSON 3

Select the most suitable phrases to describe the pictures..

taken my bows and my curtain calls
keep on fighting to the end
no bed of roses
come through
had my share of sand kicked in my face



Listen to the interview and fill in the missing words and phrases.

- Reporter: Hello, I'm Kamal from the People's Mirror. I'm here to interview you on your _____ in the SPM.
- Siew Mooi: Hello, I'm glad to meet you. Please come in.
- Reporter: I came to know that you have _____ in your SPM. What are your results?
- Siew Mooi: Well, my results are not that good. I only obtained 7 As and 2Bs.
- Reporter: _____. What's the secret of your success?
- Siew Mooi: Actually, there's no secret. _____. I also did my revision daily and I _____ completed my _____ on time. Besides, my teachers were also very helpful. Everyday after returning from school, I spent the whole afternoon doing my homework and revision, except for Tuesdays and Wednesdays.
- Reporter: What did you do on Tuesdays and Wednesdays?
- Siew Mooi: Well, I attended BM tuition.
- Reporter: Didn't you study at night?
- Siew Mooi: No, I didn't. I was actually _____ in a restaurant at night.
- Reporter: Why were you working when you were supposed to study?
- Siew Mooi: Well, I _____ as well as my family. When my father was alive, 5 years ago, we had no problems. He was a technician in a factory. When he died, my mother had to take over the responsibility of supporting the family.
- Reporter: What did she do?
- Siew Mooi: She was working as a labourer in a factory until she came to know she had cancer. She became weak and stopped working. Then there was no source of income for the family. That's why I started to work as a waitress.
- Reporter: I am so sorry to hear that. By the way, how much did you earn?
- Siew Mooi: Not much. I received RM10 a night.
- Reporter: What did you do with the money?
- Siew Mooi: I gave my mother RM7 a day and 50 sen each to my brother and sister. I took one ringgit for myself and saved up a ringgit a day.
- Reporter: That's very good. How much have you saved so far?
- Siew Mooi: Oh, it's more than RM300 now. I need the money for my brother and sister's studies later.
- Reporter: How did you actually study?

Topic 3, Lesson 3 LEP/SEP
Handout 3 (cont'd)

- Siew Mooi: I spent more time on B. M. and Maths because I was quite weak in them. I often got _____ whenever I didn't understand certain things and always _____ during lessons in class.
- Reporter: Did anyone in your family encourage you in your studies?
- Siew Mooi: Oh yes. My mother always encouraged and supported me in every way. My siblings know the family's situation and they too are _____ in their studies.
- Reporter: What do you plan to do now?
- Siew Mooi: I thought of working as a clerk in a bank but Petronas has offered me a scholarship to _____ in electrical engineering.
- Reporter: What about your family? Who will support them?
- Siew Mooi: Well I suppose I'll send part of my scholarship to them monthly.
- Reporter: Siew Mooi, you're really great. Not many will have such a spirit. _____
- Siew Mooi: _____
Thank you En. Kamal.

Topic 3, Lesson 3 LEP/SEP Handout 3

Teacher's Copy

Listen to the interview and fill in the missing words and phrases.

- Reporter: Hello, I'm Kamal from the People's Mirror. I'm here to interview you on your success in the SPM.
- Siew Mooi: Hello, I'm glad to meet you. Please come in.
- Reporter: I came to know that you have done well in your SPM. What are your results?
- Siew Mooi: Well, my results are not that good. I only obtained 7 As and 2Bs.
- Reporter: Oh, that's very good. What's the secret of your success?
- Siew Mooi: Actually, there's no secret. I planned my time well. I also did my revision daily and I always completed my homework on time. Besides, my teachers were also very helpful. Every day after returning from school, I spent the whole afternoon doing my homework and revision, except for Tuesdays and Wednesdays.
- Reporter: What did you do on Tuesdays and Wednesdays?
- Siew Mooi: Well, I attended BM tuition.
- Reporter: Didn't you study at night?
- Siew Mooi: No, I didn't. I was actually working as a waitress in a restaurant at night.
- Reporter: Why were you working when you were supposed to study?
- Siew Mooi: Well, I had to support myself as well as my family. When my father was alive, 5 years ago, we had no problems. He was a technician in a factory. When he died, my mother had to take over the responsibility of supporting the family.
- Reporter: What did she do?
- Siew Mooi: She was working as a labourer in a factory until she came to know she had cancer. She became weak and stopped working. Then there was no source of income for the family. That's why I started to work as a waitress.
- Reporter: I am so sorry to hear that. By the way, how much did you earn?
- Siew Mooi: Not much. I received RM10 a night.
- Reporter: What did you do with the money?
- Siew Mooi: I gave my mother RM7 a day and 50 sen each to my brother and sister. I took one ringgit for myself and saved up a ringgit a day.
- Reporter: That's very good. How much have you saved so far?
- Siew Mooi: Oh, it's more than RM300 now. I need the money for my brother and sister's studies later.
- Reporter: How did you actually study?
- Siew Mooi: I spent more time on B. M. and Maths because I was quite weak in them.

Topic 3, Lesson 3 LEP/SEP Handout 3 (cont'd)

- I often got help from my teachers whenever I didn't understand certain things and always paid attention during lessons in class.
- Reporter: Did anyone in your family encourage you in your studies?
- Siew Mooi: Oh yes. My mother always encouraged and supported me in everyway. My siblings know the family's situation and they too are working hard in their studies.
- Reporter: What do you plan to do now?
- Siew Mooi: I thought of working as a clerk in a bank but Petronas has offered me a scholarship to further my studies in electrical engineering.
- Reporter: What about your family? Who will support them?
- Siew Mooi: Well I ~~suppose~~ I'll send part of my scholarship ^{money} to them, monthly.
- Reporter: Siew Mooi, you're really great. Not many will have such a spirit. I wish you all the best.
- Siew Mooi: Thank you En. Kamal.

Topic 3, Lesson 3 LEP/SEP Handout 4

Answer the questions below with the help of the tape-script.

1. Who was the reporter interviewing?

2. Why was he interviewing her?

3. What did she get for her SPM?

4. How did she plan her time?

5. What did she do on Tuesdays and Wednesdays?

6. Why didn't she study at night?

7. Why was she working and not studying at night?

8. What was her father doing?

9. What happened to her father?

10. Who supported the family after her father died?

11. What happened to her mother?

12. How much did Siew Mooi earn?

13. What did she do with the money?

14. How much did she save?

15. How did she study?

16. Who encouraged her in her studies?

17. What does she plan to do now?

18. How will she support her family when she furthers her studies?

19. What moral values does Siew Moi show?

Topic 3, Lesson 3 LEP Handout 5

Student's copy

Instructions:

1. Rearrange the sentences below so that they form an interesting story.
2. Write the story in three paragraphs.
3. Provide a title for this story.

1. She was offered a scholarship to further her studies in Electrical Engineering.
2. Although she worked part-time, she did not neglect her studies.
3. Siew Mooi's father died when she was 12 years old.
4. Siew Mooi was then forced to do part-time work as a waitress.
5. She was offered a scholarship to further her studies in Electrical Engineering.
6. She did her homework and revision in the afternoons.
7. Her mother worked as a labourer to support the family.
8. Unfortunately, she suffered from cancer and had to stop working.
9. She gave RM7 to her mother, 50 sen each to her brother and sister, she kept one ringgit for herself and saved a ringgit.
10. She obtained 7 A's and 2 B's.
11. She plans to send part of her scholarship to her family.
12. She earned RM10 a night.

1.
2.
3.
4.
5.
6.
7.
8.
9.
10.
11.
12.

Topic 3, Lesson 3 LEP

Handout 5

TEACHERS COPY

Instructions:

- 1. Rearrange the sentences below so that they form an interesting story.*
- 2. Write the story in three paragraphs.*
- 3. Provide a title for this story.*

1. Siew Mooi's father died
2. Her mother worked as a labourer to support the family.
3. Unfortunately, she suffered from cancer and had to stop working.
4. Siew Mooi was then forced to do part-time work as a waitress.
5. She earned RM10 a night.
6. She gave RM7 to her mother, 50 sen each to her brother and sister, she kept one ringgit for herself and saved a ringgit.
7. Although she worked part-time, she did not neglect her studies.
8. She went for Bahasa Melayu tuition on Tuesdays and Wednesdays.
9. she did her homework and revision in the afternoons.
10. She obtained 7 A's and 2B's.
11. She was offered a scholarship to further her studies in Electrical Engineering.
12. She plans to send part of her scholarship to her family.

Topic 3 - Stories on Moral Values

Target group	: Form 4 (Some English Proficiency)
Lesson 3	: Writing
Duration	: 5 Periods (approx. 200 mins)
Objective	: 3.4 Write stories on moral values such as self-reliance, diligence and public-spiritedness.
Sub-skills	: Developing coherence and cohesion, processes in writing - planning, drafting, revising and editing.
Values	: Diligence, self-reliance and public-spiritedness.
Materials required	: Tape with song "We are the Champions", audio cassette player, Handout 1 - 4 tape of interview.

Pre-writing (40 mins)

Task 1 (30 mins) Individual work

Teacher plays song once. Teacher distributes Handout 1 (lyrics of song). Teacher plays the song again. Teacher reads lyrics of song. Teacher plays the song again and class sings along. Teacher discusses the lyrics, highlighting the moral values. Teacher discusses/ explains the imagery used for diligence, self-reliance and determination.

Task 2 (10 mins) Pair work.

Teacher distributes Handout 2. Students carry out activity. N.B. Teacher should accept any appropriate answers with justification.

While writing

Task 1. (20 mins) Individual-Group work.

Teacher divides class into groups of 4 to 5. Teacher plays pre-recorded interview. Teacher distributes Handout 3. (Incomplete Interviews) Teacher plays tape again and students complete the handout. Teacher checks answers.

Task 2 (30 mins) Group work

Teacher distributes Handout 4 (questions on interview) Students answer, teacher checks.

Task 3 (30 mins) Group work

Students sequence the events with the help of answers in the Handout 4. Teacher checks.

Task 4 (70-80 mins) Group work

Teacher explains use of direct speech in stories. Students write story based on the story line in Task 2 and add any other relevant details.

We Are The Champions

I've paid my dues
Time after time,
I've done my sentence
But committed no crime

And bad mistakes
I've made a few
I've had my share of sand
kicked in my face,
but I've come through.

Chorus

*We are the champions my friend,
And we'll keep on fighting to the end.
We are the champions,
No time for losers,
'cause we are the champions of the world.*





I've taken my bows
And my curtain calls.
You brought me fame and fortune
and everything that goes with it.
I thank you all,
But it's been no bed of roses.
No pleasure cruise
I consider it a challenge
before all the human race
That I never lose.

Chorus

TOPIC 3, LESSON 3 SEP
Handout 2

Select the most suitable phrases to describe the pictures. State the moral values depicted in the pictures.

had my share of sand kicked in my face
come through
taken my bows and my curtain calls
no bed of roses
keep on fighting to the end



Topic 3, Lesson 3 LEP/SEP

Handout 3

Student's Copy

Listen to the interview and fill in the missing words and phrases.

- Reporter: Hello, I'm Kamal from the People's Mirror. I'm here to interview you on your _____ in the SPM.
- Siew Mooi: Hello, I'm glad to meet you. Please come in.
- Reporter: I came to know that you have _____ in your SPM. What are your results?
- Siew Mooi: Well, my results are not that good. I only obtained 7 As and 2Bs.
- Reporter: _____. What's the secret of your success?
- Siew Mooi: Actually, there's no secret. _____. I also did my revision daily and I _____ completed my _____ on time. Besides, my teachers were also very helpful. Everyday after returning from school, I spent the whole afternoon doing my homework and revision, except for Tuesdays and Wednesdays.
- Reporter: What did you do on Tuesdays and Wednesdays?
- Siew Mooi: Well, I attended BM tuition.
- Reporter: Didn't you study at night?
- Siew Mooi: No, I didn't. I was actually _____ in a restaurant at night.
- Reporter: Why were you working when you were supposed to study?
- Siew Mooi: Well, I _____ as well as my family. When my father was alive, 5 years ago, we had no problems. He was a technician in a factory. When he died, my mother had to take over the responsibility of supporting the family.
- Reporter: What did she do?
- Siew Mooi: She was working as a labourer in a factory until she came to know she had cancer. She became weak and stopped working. Then there was no source of income for the family. That's why I started to work as a waitress.
- Reporter: I am so sorry to hear that. By the way, how much did you earn?
- Siew Mooi: Not much. I received RM10 a night.
- Reporter: What did you do with the money?
- Siew Mooi: I gave my mother RM7 a day and 50 sen each to my brother and sister. I took one ringgit for myself and saved up a ringgit a day.
- Reporter: That's very good. How much have you saved so far?
- Siew Mooi: Oh, it's more than RM300 now. I need the money for my brother and sister's studies later.
- Reporter: How did you actually study?

Topic 3, Lesson 3 LEP/SEP Handout 3 (cont'd)

- Siew Mooi: I spent more time on B. M. and Maths because I was quite weak in them. I often got _____ whenever I didn't understand certain things and always _____ during lessons in class.
- Reporter: Did anyone in your family encourage you in your studies?
- Siew Mooi: Oh yes. My mother always encouraged and supported me in every way. My siblings know the family's situation and they too are _____ in their studies.
- Reporter: What do you plan to do now?
- Siew Mooi: I thought of working as a clerk in a bank but Petronas has offered me a scholarship to _____ in electrical engineering.
- Reporter: What about your family? Who will support them?
- Siew Mooi: Well I suppose I'll send part of my scholarship to them monthly.
- Reporter: Siew Mooi, you're really great. Not many will have such a spirit. _____
- Siew Mooi: _____
Thank you En. Kamal.

Topic 3, Lesson 3 LEP/SEP Handout 3 (cont'd)

- I often got help from my teachers whenever I didn't understand certain things and always paid attention during lessons in class.
- Reporter: Did anyone in your family encourage you in your studies?
- Siew Mooi: Oh yes. My mother always encouraged and supported me in everyway. My siblings know the family's situation and they too are working hard in their studies.
- Reporter: What do you plan to do now?
- Siew Mooi: I thought of working as a clerk in a bank but Petronas has offered me a scholarship to further my studies in electrical engineering.
- Reporter: What about your family? Who will support them?
- Siew Mooi: Well I suppose I'll send part of my scholarship to them monthly.
- Reporter: Siew Mooi, you're really great. Not many will have such a spirit. I wish you all the best.
- Siew Mooi: Thank you En. Kamal.

Topic 3, Lesson 3 LEP/SEP
Handout 4

Questions below with the help of the tape-script.

the reporter interviewing?

he interviewing her?

she get for her SPM?

she plan her time?

and she do on Tuesdays and Wednesdays?

Isn't she study at night?

is she working and not studying at night?

was her father doing?

happened to her father?

10. Who supported the family after her father died?

11. What happened to her mother?

12. How much did Siew Mooi earn?

13. What did she do with the money?

14. How much did she save?

15. How did she study?

16. Who encouraged her in her studies?

17. What does she plan to do now?

18. How will she support her family when she furthers her studies?

19. What moral values does Siew Moi show?

Topic 3, Lesson 3 LEP/SEP Handout 3

Teacher's Copy

Listen to the interview and fill in the missing words and phrases.

- Reporter: Hello, I'm Kamal from the People's Mirror. I'm here to interview you on your success in the SPM.
- Siew Mooi: Hello, I'm glad to meet you. Please come in.
- Reporter: I came to know that you have done well in your SPM. What are your results?
- Siew Mooi: Well, my results are not that good. I only obtained 7 As and 2Bs.
- Reporter: Oh, that's very good. What's the secret of your success?
- Siew Mooi: Actually, there's no secret. I planned my time well. I also did my revision daily and I always completed my homework on time. Besides, my teachers were also very helpful. Everyday after returning from school, I spent the whole afternoon doing my homework and revision, except for Tuesdays and Wednesdays.
- Reporter: What did you do on Tuesdays and Wednesdays?
- Siew Mooi: Well, I attended BM tuition.
- Reporter: Didn't you study at night?
- Siew Mooi: No, I didn't. I was actually working as a waitress in a restaurant at night.
- Reporter: Why were you working when you were supposed to study?
- Siew Mooi: Well, I had to support myself as well as my family. When my father was alive, 5 years ago, we had no problems. He was a technician in a factory. When he died, my mother had to take over the responsibility of supporting the family.
- Reporter: What did she do?
- Siew Mooi: She was working as a labourer in a factory until she came to know she had cancer. She became weak and stopped working. Then there was no source of income for the family. That's why I started to work as a waitress.
- Reporter: I am so sorry to hear that. By the way, how much did you earn?
- Siew Mooi: Not much. I received RM10 a night.
- Reporter: What did you do with the money?
- Siew Mooi: I gave my mother RM7 a day and 50 sen each to my brother and sister. I took one ringgit for myself and saved up a ringgit a day.
- Reporter: That's very good. How much have you saved so far?
- Siew Mooi: Oh, it's more than RM300 now. I need the money for my brother and sister's studies later.
- Reporter: How did you actually study?
- Siew Mooi: I spent more time on B. M. and Maths because I was quite weak in them.